

### Features

- Metal construction.
- One-piece, self-contained ceramic disc valve allows both volume and temperature control.
- Temperature memory allows faucet to be turned on and off at any temperature setting.
- High-temperature limit setting for added safety.
- Three-function sprayhead with spray, aerated stream, and pause settings.
- ProMotion® technology's light, quiet braided hose and ball joint make the pull-down sprayhead easier and more comfortable to use.
- Lever handle.
- Contemporary styling.
- 360° spout rotation.
- 8" (203 mm) swing spout reach.
- Lower flow aerator options available (refer to the Kohler Price Book).
- 1.8 gal/min (6.8 l/min) maximum flow rate [max at 60 psi (4.14 bar)].



ADA

### Codes/Standards



ASME A112.18.1/CSA B125.1  
NSF 61  
NSF 372  
All applicable US Federal and State material regulations  
DOE - Energy Policy Act 1992  
California Energy Commission (CEC)  
ADA  
ICC/ANSI A117.1

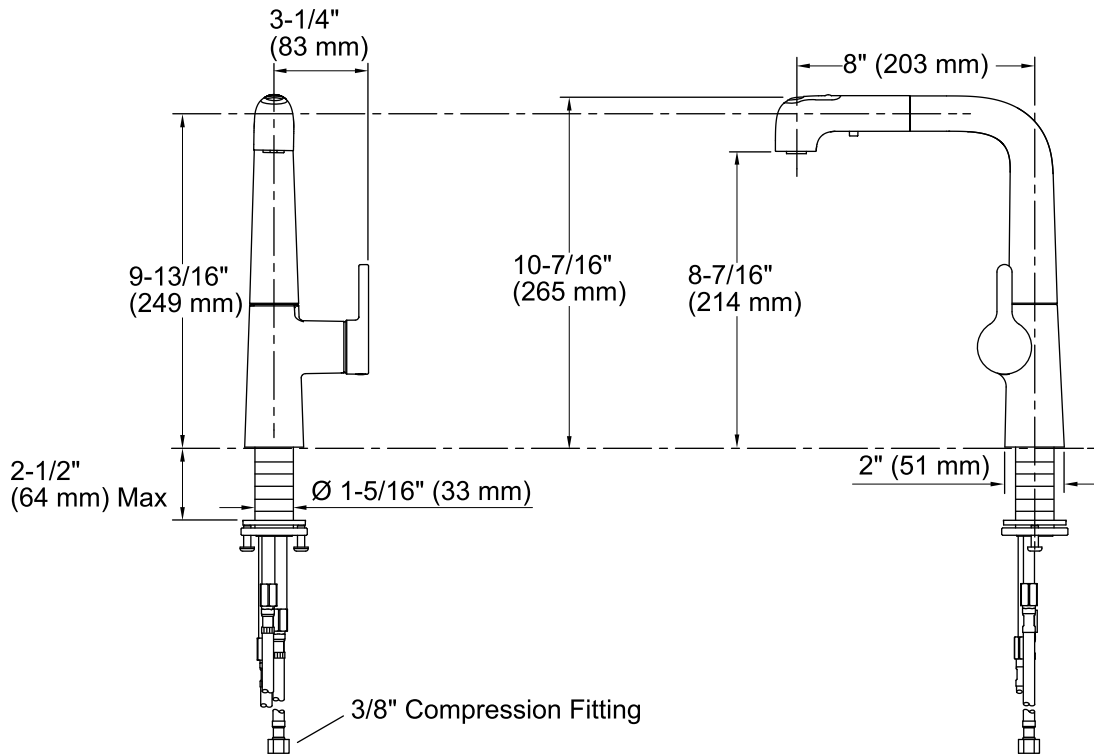
### KOHLER® Faucet Lifetime Limited Warranty

See website for detailed warranty information.

### Available Color/Finishes

*Color tiles intended for reference only.*

Color	Code	Description
	CP	Polished Chrome
	VS	Vibrant® Stainless



### Technical Information

All product dimensions are nominal.

#### Spout:

Spout reach: 8" (203 mm)

#### Faucet:

Flow rate: 1.8 gal/min (6.8 l/min)

Pressure: 60 psi (4.1 bar)

### Notes

Install this product according to the installation guide.

ADA compliant when installed to the specific requirements of these regulations.