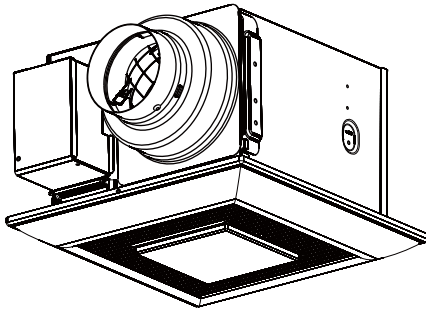
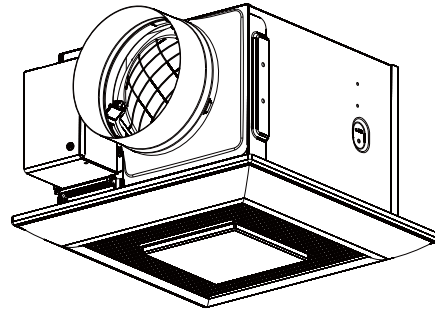


Service Manual

Super Quiet Ventilating Fan/Light Combination
WhisperLite™
(North America Market)



FV-08VQL6
FV-11VQL6



FV-15VQL6

SPECIFICATIONS

Model No.	Air direction	Voltage (V)	Frequency (Hz)	Duct diameter (inches)	Noise (sones)	Power consumption(W)			Speed (rpm)	Air volume at 0.1"WG (CFM)	Weight lb.(kg)
						Fan	Lighting unit				
							Fluorescent lamp	Night lamp			
FV-08VQL6	Exhaust	120	60	4 or 6	<0.3	14.5	26	4	890	80	10.6 (4.8)
FV-11VQL6	Exhaust	120	60	4 or 6	0.5	23.5	26	4	1065	110	10.6 (4.8)
FV-15VQL6	Exhaust	120	60	6	0.9	32.0	26	4	805	150	11.9 (5.4)

HVI Certified performance based on HVI Procedures 915,916,and 920.



WARNING

This service information is designed for experienced repair technicians only and is not designed for use by the general public. It does not contain warnings or cautions to advise non-technical individuals of potential dangers in attempting to service a product. Products powered by electricity should be serviced or repaired only by experienced professional technicians. Any attempt to service or repair the product or products dealt with in this service information by anyone else could result in serious injury or death.

IMPORTANT SAFETY NOTICE

There are special components used in this equipment which are important for safety. These parts are marked by Δ in the Schematic Diagrams, Exploded Views and Replacement Parts List. It is essential that these critical parts should be replaced with manufacturer's specified parts to prevent shock, fire or other hazards. Do not modify the original design without permission of manufacture.

We suggest to handle such parts after the static electricity prevention.

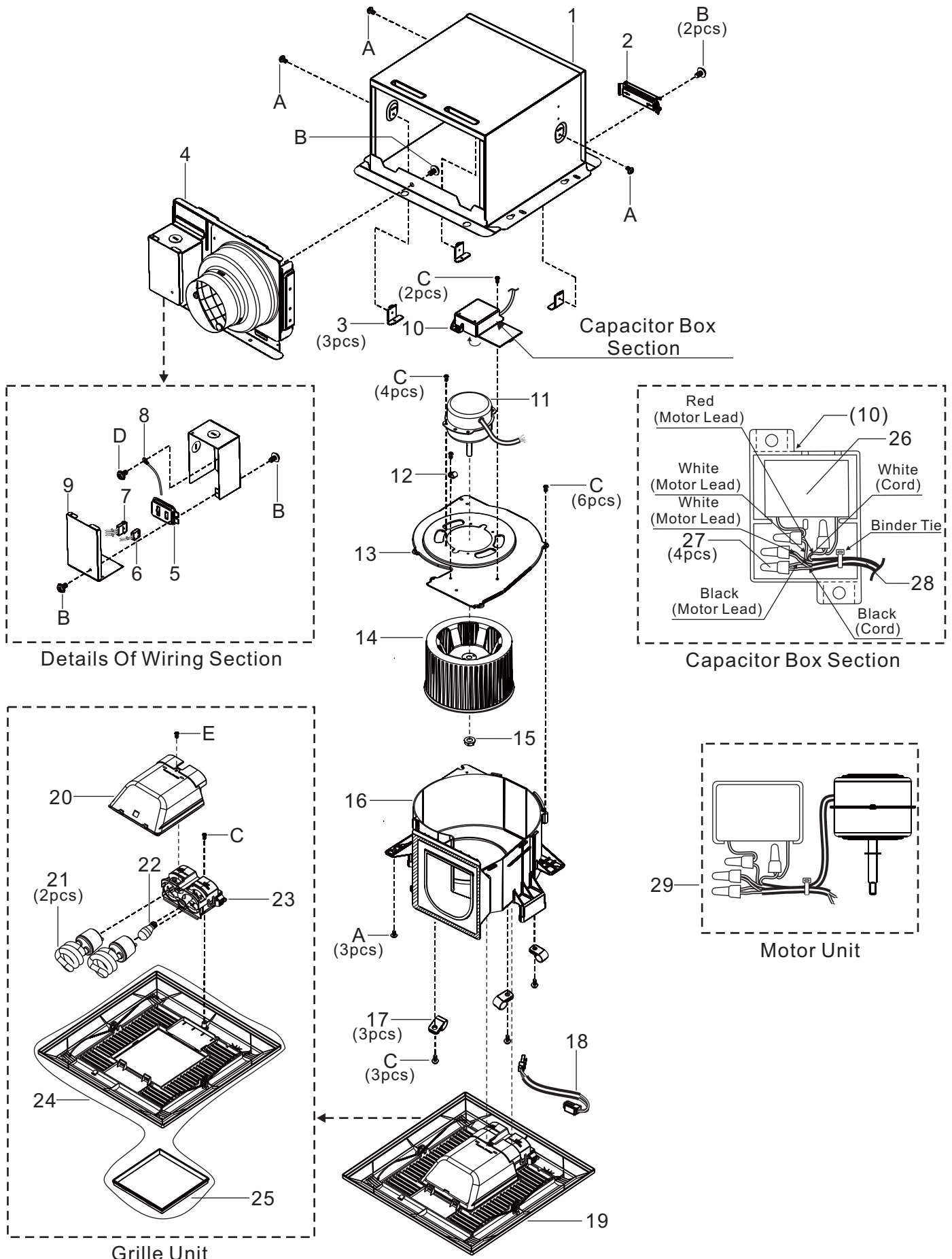
It is forbidden to touch the PCB parts by bare hands during the repairing process.

CONTENTS

	PAGE
1. Parts Identification	1~4
2. Wiring Diagram	5
3. Parts List	6~9

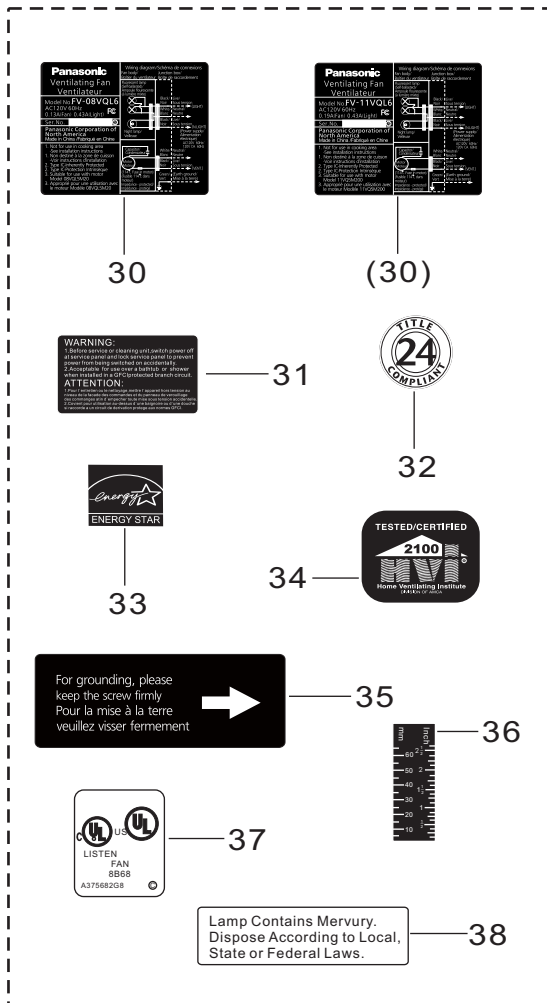
1.Parts Identification

FV-08VQL6
FV-11VQL6

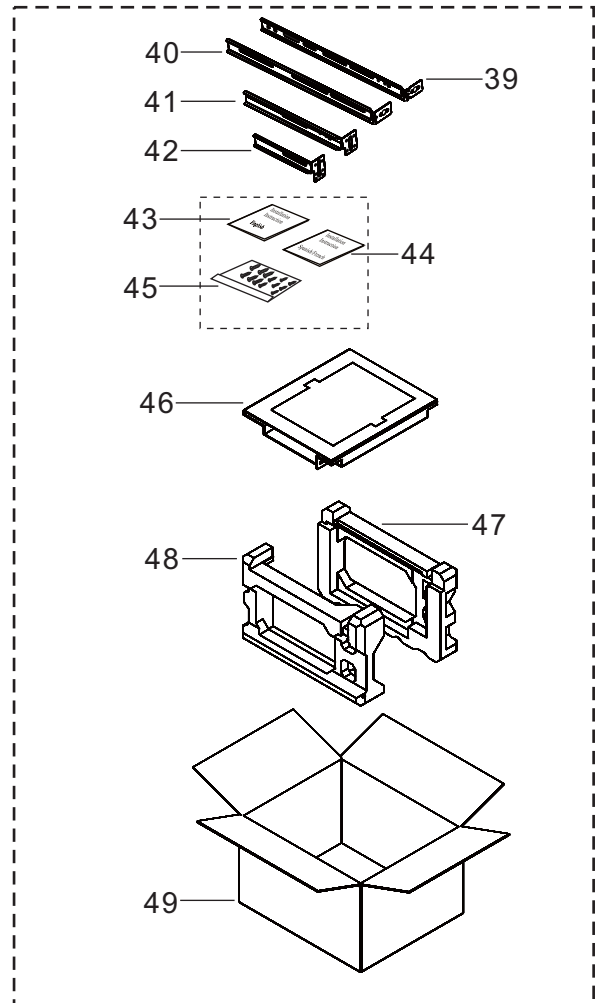


1. Parts Identification

FV-08VQL6
FV-11VQL6



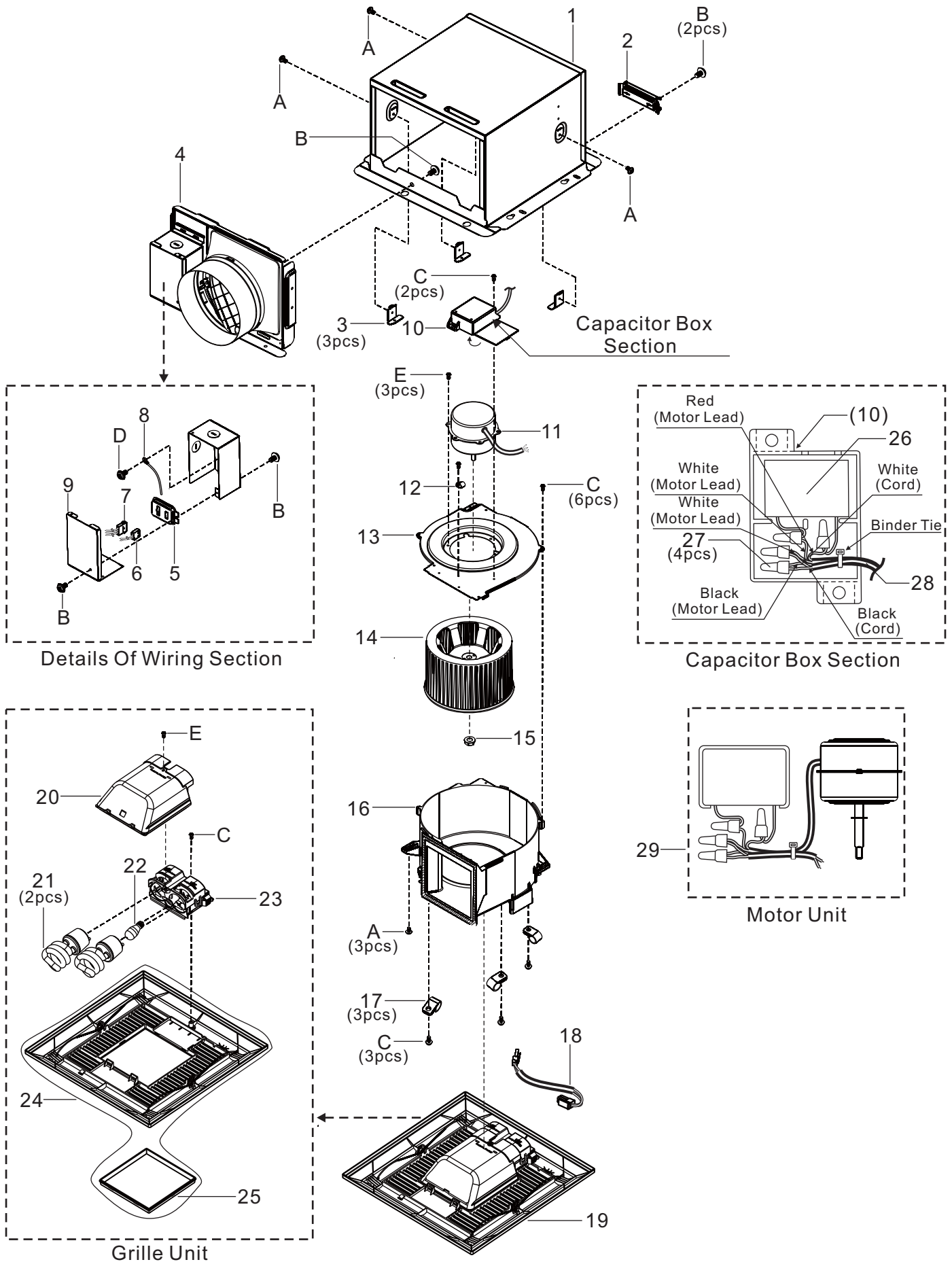
Main Labels



Main Packing Materials

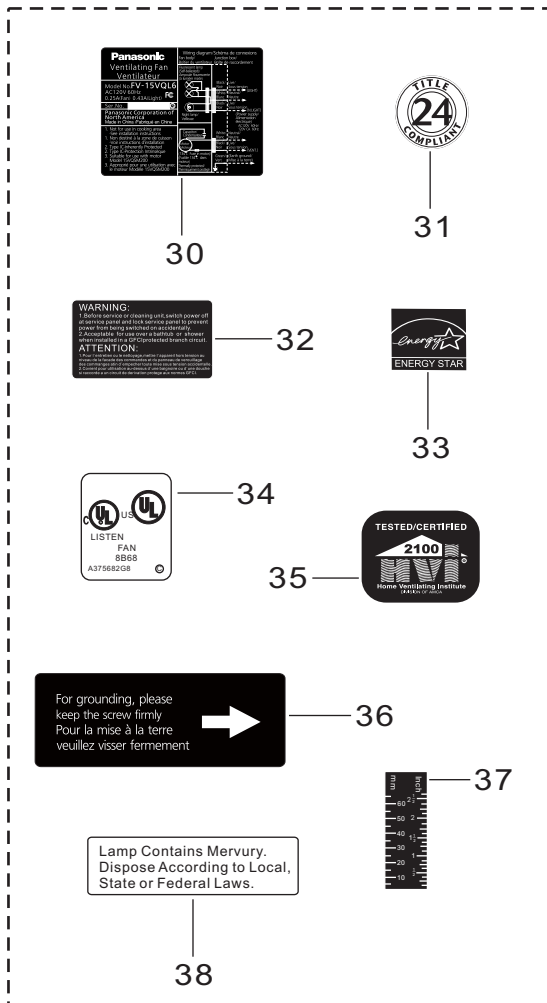
1. Parts Identification

FV-15VQL6

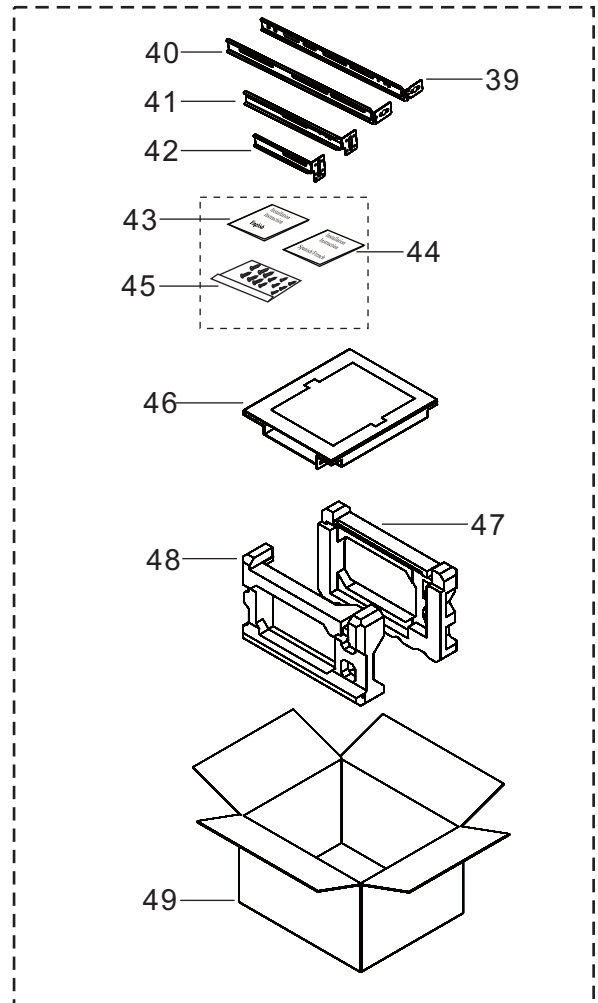


1. Parts Identification

FV-15VQL6



Main Labels



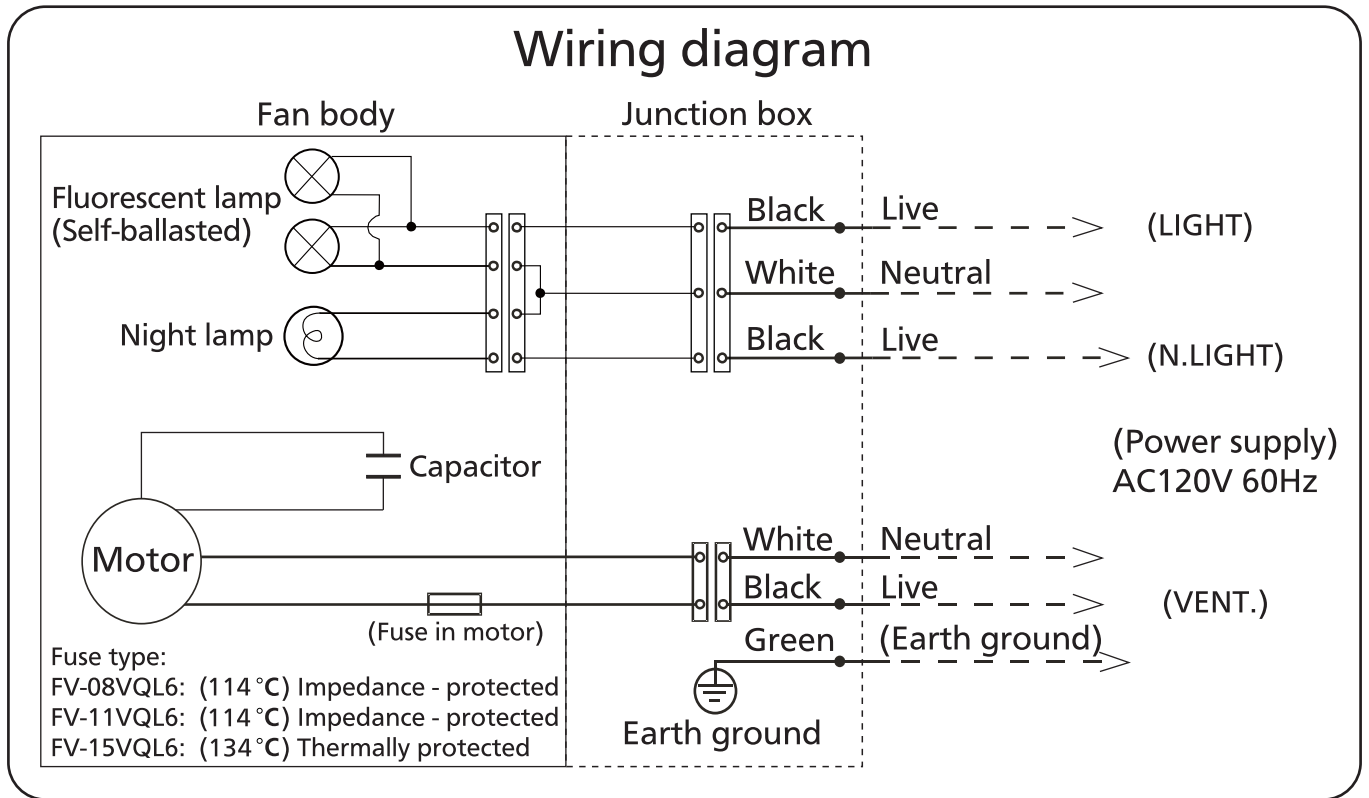
Main Packing Materials

2.Wiring Diagram

FV-08VQL6

FV-11VQL6

FV-15VQL6



3.Parts List

FV-08VQL6

FV-11VQL6

No.	Part No.	Part Name	Q'ty	Remark
1	FFV1600111S	Frame Assembly	1	
2	FFV0420027S	Bracket Cover	1	
3	FFV0800001S	Casing Support	3	
4	FFV0000109S	Adapter Assembly	1	Include One Bracket Cover&Two Screw ⚠
5	FFV0900047S	Connector Plate	1	
6	FFV0900038S	Connector Assembly V	1	⚠
7	FFV0900039S	Connector Assembly L	1	⚠
8	FFV3402103S	Earth Lead Wire	1	⚠
9	FFV2800012S	Junction Box Cover	1	
10	FFV0760028S	Capacitor Box	1	⚠
11	FFV3702217S	Motor Assembly	1	For FV-08VQL6 ⚠
(11)	FFV3702215S	Motor Assembly	1	For FV-11VQL6 ⚠
12	FFV0740007S	Cord Clip	1	
13	FFV3730086S	Motor Support	1	
14	FFV0400103S	Blade	1	⚠
15	FFV7020021S	Nut	1	For Fixing Blade
16	FFV0790077S	Casing	1	⚠
17	FFV0960001S	Cord Clip	3	
18	FFV0730032S	Cord Assembly B	1	⚠
19	FFV3420065S	Grille Unit	1	⚠
20	FFV3420066S	Light Kit Cover Assembly	1	⚠
21	FFV3420067S	Fluorescent Lamp	2	⚠
22	FFV3420005S	Night Lamp	1	⚠
23	FFV3420071S	Lamp Holder Section	1	⚠
24	FFV3420028S	Grille Section	1	Include Lamp Cover ⚠
25	FFV3420029S	Lamp Cover	1	⚠
26	FFV0750203S	Capacitor	1	AC250V 1.1uF,For FV-08VQL6 ⚠
(26)	FFV0750204S	Capacitor	1	AC250V 1.7uF,For FV-11VQL6 ⚠
27	FFV0900024S	Connector	4	⚠
28	FFV0730031S	Cord	1	⚠
29	FFV3702221S	Motor Unit	1	For FV-08VQL6 ⚠
(29)	FFV3702220S	Motor Unit	1	For-FV-11VQL6 ⚠
30	FFV4020776S	Name Plate	1	
(30)	FFV4020777S	Name Plate	1	
31	FFV0810010S	Caution Label	1	
32	FFV4730001S	T24 Mark Label	1	
33	FFV1320001S	ESP Mark	1	
34	FFV2260002S	HVI Mark	1	
35	FFV6730045S	Warning Label	1	
36	FFV5720015S	Scale Tape	1	

3.Parts List

FV-08VQL6

FV-11VQL6

No.	Part No.	Part Name	Q'ty	Remark
37	FFV2260003S	UL Mark	1	
38	FFV6730056S	Warning Label	1	
39	FFV5710023S	Suspension Bracket I	1	
40	FFV5710024S	Suspension Bracket II	1	
41	FFV5710018S	Suspension Bracket IV	1	
42	FFV5710019S	Suspension Bracket III	1	
43	FFV2540152S	Installation Instruction	1	
44	FFV2540153S	Installation Instruction	1	For USA Market
(44)	FFV2540154S	Installation Instruction	1	For CA Market
45	FFV0010200S	Accessory A	1	
46	FFV4710359S	Grille Case Assembly	1	
47	FFV4710344S	Right Pad	1	
48	FFV4710345S	Left Pad	1	
49	FFV9001051S	Packing Case Assembly	1	For FV-08VQL6
(49)	FFV9001052S	Packing Case Assembly	1	For FV-11VQL6
A	FFV7000065S	Bind Screw	6	
B	FFV7000108S	Truss Tap Screw	5	
C	FFV7000089S	Truss Tap Screw	16	
D	FFV7000168S	Screw Assembly	1	Include Spring Washer&P.R Washer ⚠
E	FFV7000191S	Bind Screw	1	For Fixing Light Kit Cover Assembly

3.Parts List

FV-15VQL6

No.	Part No.	Part Name	Q'ty	Remark
1	FFV1600111S	Frame Assembly	1	
2	FFV0420027S	Bracket Cover	1	
3	FFV0800001S	Casing Support	3	
4	FFV0000110S	Adapter Assembly	1	Include One Bracket Cover&Two Screw ⚠
5	FFV0900047S	Connector Plate	1	
6	FFV0900038S	Connector Assembly V	1	⚠
7	FFV0900039S	Connector Assembly L	1	⚠
8	FFV3402103S	Earth Lead Wire	1	⚠
9	FFV2800012S	Junction Box Cover	1	
10	FFV0760028S	Capacitor Box	1	⚠
11	FFV3702216S	Motor Assembly	1	⚠
12	FFV0740007S	Cord Clip	1	
13	FFV3730087S	Motor Support	1	
14	FFV0400104S	Blade	1	⚠
15	FFV7020021S	Nut	1	For Fixing Blade
16	FFV0790078S	Casing	1	⚠
17	FFV0960001S	Cord Clip	3	
18	FFV0730032S	Cord Assembly B	1	⚠
19	FFV3420065S	Grille Unit	1	⚠
20	FFV3420066S	Light Kit Cover Assembly	1	⚠
21	FFV3420067S	Fluorescent Lamp	2	⚠
22	FFV3420005S	Night Lamp	1	⚠
23	FFV3420071S	Lamp Holder Section	1	⚠
24	FFV3420028S	Grille Section	1	Include Lamp Cover ⚠
25	FFV3420029S	Lamp Cover	1	⚠
26	FFV0750129S	Capacitor	1	AC250V 3.5uF ⚠
27	FFV0900024S	Connector	4	⚠
28	FFV0730031S	Cord	1	⚠
29	FFV3702234S	Motor Unit	1	⚠
30	FFV4020778S	Name Plate	1	
31	FFV0810010S	Caution Label	1	
32	FFV4730001S	T24 Mark Label	1	
33	FFV1320001S	ESP Mark	1	
34	FFV2260002S	HVI Mark	1	
35	FFV6730045S	Warning Label	1	
36	FFV5720015S	Scale Tape	1	

3.Parts List

FV-15VQL6

No.	Part No.	Part Name	Q'ty	Remark
37	FFV2260003S	UL Mark	1	
38	FFV6730056S	Warning Label	1	
39	FFV5710023S	Suspension Bracket I	1	
40	FFV5710024S	Suspension Bracket II	1	
41	FFV5710018S	Suspension Bracket IV	1	
42	FFV5710019S	Suspension Bracket III	1	
43	FFV2540152S	Installation Instruction	1	
44	FFV2540153S	Installation Instruction	1	For USA Market
(44)	FFV2540154S	Installation Instruction	1	For CA Market
45	FFV0010200S	Accessory A	1	
46	FFV4710359S	Grille Case Assembly	1	
47	FFV4710344S	Right Pad	1	
48	FFV4710345S	Left Pad	1	
49	FFV9001053S	Packing Case Assembly	1	
A	FFV7000065S	Bind Screw	6	
B	FFV7000108S	Truss Tap Screw	5	
C	FFV7000089S	Truss Tap Screw	16	
D	FFV7000168S	Screw Assembly	1	Include Spring Washer&P.R Washer ⚠
E	FFV7000191S	Bind Screw	1	For Fixing Light Kit Cover Assembly