

## Accessible Showers

### ADDITIONAL INFO

#### STANDARD FEATURES

##### CAST ACRYLIC SHOWERS & TUB-SHOWERS

- Premium cast acrylic surface
- Choice of stock colors
- Slip-resistant, textured bottom
- Integral dome
- Reinforced for seat & grab bar installation

##### ACRYLX™ SHOWERS & TUB-SHOWERS

- AcrylX™ applied acrylic finish
- Choice of stock colors
- Slip-resistant, textured bottom
- Reinforced for seat & grab bar installation


##### ACRYLX™ SECTIONAL SHOWERS & TUB-SHOWERS

- AcrylX™ applied acrylic finish
- Choice of stock colors
- Slip-resistant, textured bottom
- 2-, 3-, or 4-piece design
- Reinforced for seat & grab bar installation

#### SYMBOLS LEGEND

 Straight horizontal grab bar  
Stainless steel standard.


 Straight vertical grab bar  
Stainless steel standard.


 Horizontal L-shaped grab bar  
Stainless steel standard.

 L-shaped fold-up seat for shower models (cushioned)

 Single fold-up seat for shower models (cushioned)

 Rectangular fold-up seat for shower models (cushioned)


 Tri-fold removable seat for tub/shower models (phenolic, white)

 Hand held shower assembly with slide bar and hose. Includes pressure-balancing mixing valve.

 Fully equipped for ADA compliance

 Fully equipped for California (Title 24) compliance

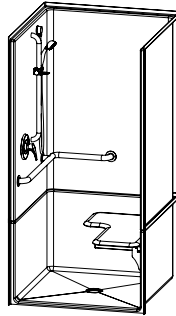
 Fully equipped for Massachusetts (521 CMR) compliance

 Fully equipped for Texas (TAS) compliance

 Fully equipped for ANSI compliance

## 1363BFC2P










36 x 36 x 75 1/4 Interior  
39 x 38 3/4 x 77 1/4 Exterior  
AcrylX™ applied acrylic



ANSI configuration pictured.

#### ADDITIONAL FEATURES

- 3/4" skirt
- NO interior threshold
- Level base
- Barrier free when properly installed
- 2-pc
- Smooth wall
- Center drain
- ADA, ANSI, TAS

CONFIGURATION	DRAIN	SEAT	PRICE
Base	Center		\$1,367
	Center		\$1,591
 	Center	LH/RH	\$2,218
  	Center	LH/RH	\$2,823
  	Center	LH/RH	\$2,953

#### OPTIONS PRICE LIST

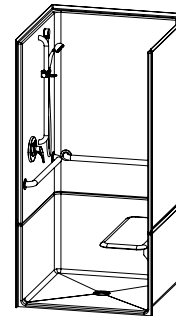
	PRICE
AcrylX™ Stock color	No charge
AcrylX™ Upgraded color	\$35
L-shaped grab bar: 18" x 32"	\$224
Straight grab bar: 18"	\$130
L-shaped fold-up seat - cushioned (stock)	\$627
L-shaped fold-up seat - phenolic white or phenolic teak	\$652
Pressure balancing mixing valve	\$312
Handheld shower assembly with slide bar	\$293
Shower curtain for 36" curtain rod	\$70
Stainless steel curtain rod: 36"	\$52
Brass drain	\$32
Soap dish - stainless steel	\$82
Vinyl flexible dam	\$87
Removable threshold	\$131
Finish repair kit	\$198
Grab bar reinforcement - per wall (all flat surfaces)	\$58
Crating	\$440

\* Additional grab bars available. See page 158.

## 1363BFC2PMA







36 x 36 x 75 1/4 Interior  
39 x 38 3/4 x 77 1/4 Exterior  
AcrylX™ applied acrylic

Massachusetts only



#### ADDITIONAL FEATURES

- 3/4" skirt
- NO interior threshold
- Level base
- Barrier free when properly installed
- 2-pc
- Smooth wall
- Center drain
- 521 CMR

CONFIGURATION	DRAIN	SEAT	PRICE
2 x 	Center		\$1,876
2 x  	Center	LH/RH	\$2,503
 2 x  	Center	LH/RH	\$3,108

#### OPTIONS PRICE LIST

	PRICE
AcrylX™ Stock color	No charge
AcrylX™ Upgraded color	\$35
L-configured etched bars: (2) 30"	\$334
Rectangular fold-up seat - cushioned (stock)	\$627
Rectangular fold-up seat - phenolic white or phenolic teak	\$652
Pressure balancing mixing valve	\$312
Handheld shower assembly with slide bar (MA compliant)	\$293
Shower curtain for 36" curtain rod	\$70
Stainless steel curtain rod: 36"	\$52
Brass drain	\$32
Soap dish - stainless steel	\$82
Vinyl flexible dam	\$87
Removable threshold	\$131
Finish repair kit	\$198
Crating	\$440

\* Additional grab bars available. See page 158.