

Accessible Showers

ADDITIONAL INFO

STANDARD FEATURES

CAST ACRYLIC SHOWERS & TUB-SHOWERS

- Premium cast acrylic surface
- Choice of stock colors
- Slip-resistant, textured bottom
- Integral dome
- Reinforced for seat & grab bar installation














ACRYLX™ SHOWERS & TUB-SHOWERS

- AcrylX™ applied acrylic finish
- Choice of stock colors
- Slip-resistant, textured bottom
- Reinforced for seat & grab bar installation

ACRYLX™ SECTIONAL SHOWERS & TUB-SHOWERS

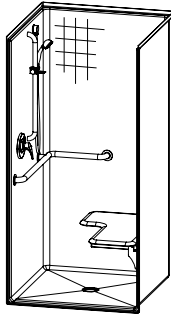
- AcrylX™ applied acrylic finish
- Choice of stock colors
- Slip-resistant, textured bottom
- 2-, 3-, or 4-piece design
- Reinforced for seat & grab bar installation

SYMBOLS LEGEND

-  Straight horizontal grab bar
Stainless steel standard.
-  Straight vertical grab bar
Stainless steel standard.
-  Horizontal L-shaped grab bar
Stainless steel standard.
-  L-shaped fold-up seat for shower models (cushioned)
-  Single fold-up seat for shower models (cushioned)
-  Rectangular fold-up seat for shower models (cushioned)
-  Tri-fold removable seat for tub/shower models (phenolic, white)
-  Hand held shower assembly with slide bar and hose. Includes pressure-balancing mixing valve.
-  Fully equipped for ADA compliance
-  Fully equipped for California (Title 24) compliance
-  Fully equipped for Massachusetts (521 CMR) compliance
-  Fully equipped for Texas (TAS) compliance
-  Fully equipped for ANSI compliance

1363BFSCST











36 x 36 x 75 1/4 Interior
38 x 38 1/4 x 77 Exterior
AcrylX™ applied acrylic



ANSI configuration pictured.

ADDITIONAL FEATURES

- 3/4" skirt
- NO interior threshold
- Level base
- Barrier free when properly installed
- Smooth tile
- Center drain
- ADA, ANSI, TAS


CONFIGURATION	DRAIN	SEAT	PRICE
Base	Center		\$1,093
	Center		\$1,317
 	Center	LH/RH	\$1,944
   	Center	LH/RH	\$2,549
  	Center	LH/RH	\$2,679

OPTIONS PRICE LIST	PRICE
AcrylX™ Stock color	No charge
AcrylX™ Upgraded color	\$35
L-shaped grab bar: 18" x 32"	\$224
Straight grab bar: 18"	\$130
L-shaped fold-up seat - cushioned (stock)	\$627
L-shaped fold-up seat - phenolic white or phenolic teak	\$652
Pressure balancing mixing valve	\$312
Handheld shower assembly with slide bar	\$293
Shower curtain for 36" curtain rod	\$70
Stainless steel curtain rod: 36"	\$52
Brass drain	\$32
Soap dish - stainless steel	\$82
Vinyl flexible dam	\$87
Removable threshold	\$131
Finish repair kit	\$198
Grab bar reinforcement - per wall (all flat surfaces)	\$58
Crating	\$440
* Additional grab bars available. See page 158.	

1363BFSCSTMA







36 x 36 x 75 1/4 Interior
38 x 38 1/4 x 77 Exterior
AcrylX™ applied acrylic

Massachusetts only



ADDITIONAL FEATURES

- 3/4" skirt
- NO interior threshold
- Level base
- Barrier free when properly installed
- Smooth tile
- Center drain
- 521 CMR

CONFIGURATION	DRAIN	SEAT	PRICE
2 x 	Center		\$1,620
2 x  	Center	LH/RH	\$2,247
 2 x  	Center	LH/RH	\$2,852

OPTIONS PRICE LIST	PRICE
AcrylX™ Stock color	No charge
AcrylX™ Upgraded color	\$35
L-configured etched bars: (2) 30"	\$334
Rectangular fold-up seat - cushioned (stock)	\$627
Rectangular fold-up seat - phenolic white or phenolic teak	\$652
Pressure balancing mixing valve	\$312
Handheld shower assembly with slide bar (MA compliant)	\$293
Shower curtain for 36" curtain rod	\$70
Stainless steel curtain rod: 36"	\$52
Brass drain	\$32
Soap dish - stainless steel	\$82
Vinyl flexible dam	\$87
Removable threshold	\$131
Finish repair kit	\$198
Crating	\$440
* Additional grab bars available. See page 158.	