

## Accessible Trench Drain Showers

### ADDITIONAL INFO

#### STANDARD FEATURES

#### CAST ACRYLIC SHOWERS & TUB-SHOWERS

- Premium cast acrylic surface
- Choice of stock colors
- Slip-resistant, textured bottom
- Integral dome
- Reinforced for seat & grab bar installation














#### ACRYLX™ SHOWERS & TUB-SHOWERS

- AcrylX™ applied acrylic finish
- Choice of stock colors
- Slip-resistant, textured bottom
- Reinforced for seat & grab bar installation

#### ACRYLX™ SECTIONAL SHOWERS & TUB-SHOWERS

- AcrylX™ applied acrylic finish
- Choice of stock colors
- Slip-resistant, textured bottom
- 2-, 3-, or 4-piece design
- Reinforced for seat & grab bar installation

#### SYMBOLS LEGEND

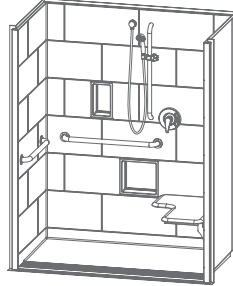
-  Straight horizontal grab bar  
Stainless steel standard.
-  Straight vertical grab bar  
Stainless steel standard.
-  Horizontal L-configured grab bar(s)  
Stainless steel standard.
-  L-shaped fold-up seat for shower models (cushioned)
-  Single fold-up seat for shower models (cushioned)
-  Rectangular fold-up seat for shower models (cushioned)
-  Tri-fold removable seat for tub/shower models (phenolic, white)
-  Hand held shower assembly with slide bar and hose. Includes pressure-balancing mixing valve.
-  Fully equipped for ADA compliance
-  Fully equipped for California (Title 24) compliance
-  Fully equipped for Massachusetts (521 CMR) compliance
-  Fully equipped for Texas (TAS) compliance
-  Fully equipped for ANSI compliance

### 16034BFSBTTR

Interior: 60 x 34 x 76 ¾"

Exterior: 66 x 36 ½ x 78 ¾"






AcrylX™ applied acrylic



Seat configuration pictured.

#### ADDITIONAL FEATURES

- ½" skirt
- ½" beveled exterior threshold
- No interior threshold
- Compliant when properly installed
- 12" x 24" subway tile wall
- Center front drain outlet
- Level base
- Standard height
- ADA, TAS, ANSI

CONFIGURATION	DRAIN	SEAT	LIST PRICE
Base	Center Front		\$3,719
2 x 	Center Front		\$4,012
2 x 	Center Front	LH/RH	\$4,639
2 x  (ANSI) (ADA)	Center Front	LH/RH	\$5,244
3 x  no seat	Center Front		\$4,209
3 x  no seat (ADA)	Center Front		\$4,814

#### OPTIONS PRICE LIST

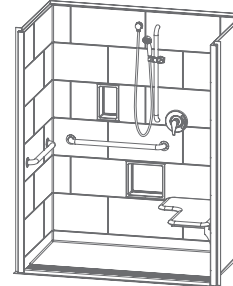
OPTIONS PRICE LIST	PRICE
AcrylX™ Stock color	No charge
AcrylX™ Upgraded color	\$35
L-configured bars: (1) 24" and (1) 30"	\$293
U-configured bars: (2) 24" and (1) 48"	\$490
L-shaped fold-up seat - cushioned (stock)	\$627
L-shaped fold-up seat - phenolic white or phenolic teak	\$652
Pressure balancing mixing valve	\$312
Handheld shower assembly with slide/grab bar	\$2938
Premium weight curtain	\$261
Stainless steel curtain rod (60")	\$87
Brass drain	\$32
Large soap dish	\$185
Small soap dish	\$132
Full wall backing option	\$285
Underlay ramp (qty 2)	\$284
Powder-coated white grate	\$734
Tamperproof grate	\$150

### 16034BFSCTR

Interior: 60 x 34 x 76 ¾"

Exterior: 66 x 36 ½ x 78 ¾"






AcrylX™ applied acrylic



Seat configuration pictured.

#### ADDITIONAL FEATURES

- 1 ¼" skirt
- No interior threshold
- Compliant when properly installed
- 12" x 24" subway tile wall
- Center front drain outlet
- Level base
- Standard height
- ADA, TAS, ANSI

CONFIGURATION	DRAIN	SEAT	LIST PRICE
Base	Center Front		\$4,019
2 x 	Center Front		\$4,312
2 x 	Center Front	LH/RH	\$4,939
2 x  (ANSI) (ADA)	Center Front	LH/RH	\$5,544
3 x  no seat	Center Front		\$4,509
3 x  no seat (ADA)	Center Front		\$5,114

#### OPTIONS PRICE LIST

OPTIONS PRICE LIST	PRICE
AcrylX™ Stock color	No charge
AcrylX™ Upgraded color	\$35
L-configured bars: (1) 24" and (1) 30"	\$293
U-configured bars: (2) 24" and (1) 48"	\$490
L-shaped fold-up seat - cushioned (stock)	\$627
L-shaped fold-up seat - phenolic white or phenolic teak	\$652
Pressure balancing mixing valve	\$312
Handheld shower assembly with slide/grab bar	\$293
Premium weight curtain	\$261
Stainless steel curtain rod (60")	\$87
Brass drain	\$32
Large soap dish	\$185
Small soap dish	\$132
Full wall backing option	\$285
Powder-coated white grate	\$734
Tamperproof grate	\$150