

## Accessible Showers

60" Showers with Seat: LH/RH = SEAT location.  
Fixture is located on the back wall near seat. Reference submittal sheet for details.

### ADDITIONAL INFO

#### STANDARD FEATURES

##### CAST ACRYLIC SHOWERS & TUB-SHOWERS

- Premium cast acrylic surface
- Choice of stock colors
- Slip-resistant, textured bottom
- Integral dome
- Reinforced for seat & grab bar installation

##### ACRYLX™ SHOWERS & TUB-SHOWERS

- AcrylX™ applied acrylic finish
- Choice of stock colors
- Slip-resistant, textured bottom
- Reinforced for seat & grab bar installation

##### ACRYLX™ SECTIONAL SHOWERS & TUB-SHOWERS

- AcrylX™ applied acrylic finish
- Choice of stock colors
- Slip-resistant, textured bottom
- 2-, 3-, or 4-piece design
- Reinforced for seat & grab bar installation

#### SYMBOLS LEGEND

 Straight horizontal grab bar  
Stainless steel standard.


 Straight vertical grab bar  
Stainless steel standard.


 Horizontal L-shaped grab bar  
Stainless steel standard.

 L-shaped fold-up seat for shower models (cushioned)

 Single fold-up seat for shower models (cushioned)

 Rectangular fold-up seat for shower models (cushioned)


 Tri-fold removable seat for tub/shower models (phenolic, white)

 Hand held shower assembly with slide bar and hose. Includes pressure-balancing mixing valve.

 Fully equipped for ADA compliance

 Fully equipped for California (Title 24) compliance

 Fully equipped for Massachusetts (521 CMR) compliance

 Fully equipped for Texas (TAS) compliance

 Fully equipped for ANSI compliance

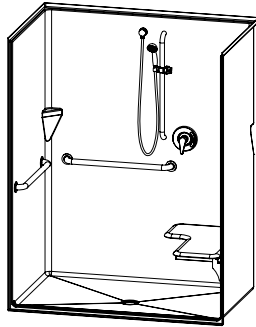
### 16037BFS

60 x 36 3/4 x 77 Interior

62 x 39 3/4 x 78 3/4 Exterior














AcrylX™ applied acrylic

East Zone Only



#### ADDITIONAL FEATURES

- 3/4" skirt
- 1/4" beveled threshold
- Level base
- Barrier free when properly installed
- Smooth wall
- Center drain
- ADA, ANSI, TAS

CONFIGURATION	DRAIN	SEAT	PRICE
Base	Center		\$1,318
2 x 	Center		\$1,602
2 x  	Center	LH/RH	\$2,229
3 x  no seat	Center		\$1,790
   	Center	LH/RH	\$2,834
2 x  	Center	LH/RH	\$2,834
 	Center		\$2,395
3 x  no seat	Center		\$2,395

#### OPTIONS PRICE LIST

	PRICE
AcrylX™ Stock color	No charge
AcrylX™ Upgraded color	\$35
L-configured grab bars: (1) 28" and (1) 30"	\$284
U-configured grab bars: (2) 28" and (1) 48"	\$472
L-shaped fold-up seat - cushioned (stock)	\$627
L-shaped fold-up seat - phenolic white or phenolic teak	\$652
Pressure balancing mixing valve	\$312
Handheld shower assembly with slide bar	\$293
Shower curtain for 60" curtain rod	\$109
Stainless steel curtain rod (60")	\$70
Brass drain	\$32
Soap dish - stainless steel	\$82
Removable threshold	\$131
Finish repair kit	\$198
Grab bar reinforcement - per wall (all flat surfaces)	\$95
Crating	\$440

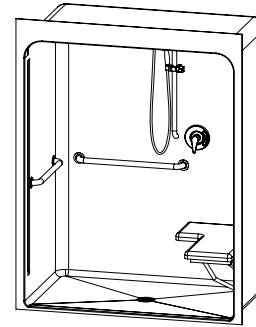
\* Additional grab bars available. See page 158.

### 6036BFSC

60 x 36 x 79 Interior















65 x 37 x 83 1/2 Exterior

Premium cast acrylic



#### ADDITIONAL FEATURES

- 1" skirt
- NO interior threshold
- Barrier free when properly installed
- Smooth wall
- Center drain
- ADA, ANSI, TAS

CONFIGURATION	DRAIN	SEAT	PRICE
Base	Center		\$2,085
2 x 	Center		\$2,378
2 x  	Center	LH/RH	\$3,005
3 x  no seat	Center		\$2,575
   	Center	LH/RH	\$3,610
2 x  	Center	LH/RH	\$3,610
  	Center		\$3,180
3 x  no seat	Center		\$3,180

#### OPTIONS PRICE LIST

	PRICE
Cast Acrylic Stock color: White	No charge
Cast Acrylic Upgraded color: Biscuit	\$35
L-configured grab bars: (1) 24" and (1) 30"	\$293
U-configured grab bars: (2) 24" and (1) 48"	\$490
L-shaped fold-up seat - cushioned (stock)	\$627
L-shaped fold-up seat - phenolic white or phenolic teak	\$652
Optional molded seat	\$84
Pressure balancing mixing valve	\$312
Handheld shower assembly with slide bar	\$293
Shower curtain for 60" curtain rod	\$109
Stainless steel curtain rod (60")	\$70
Brass drain	\$32
Dome light (120 volt)	\$160
Dome light (277 volt)	\$225
Soap dish - stainless steel	\$82
Vinyl flexible dam	\$87
Removable threshold	\$131
Grab bar reinforcement - per wall (all flat surfaces)	\$95
Crating	\$440

\* Additional grab bars available. See page 158.