














Accessible Showers

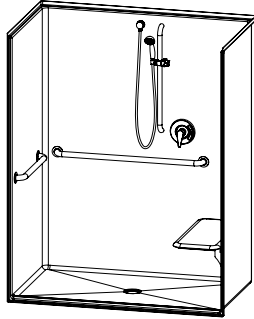
60" Showers with Seat: LH/RH = SEAT location.
Fixture is located on the back wall near seat. Reference submittal sheet for details.

ADDITIONAL INFO	
STANDARD FEATURES	
CAST ACRYLIC SHOWERS & TUB-SHOWERS	
<ul style="list-style-type: none"> • Premium cast acrylic surface • Choice of stock colors • Slip-resistant, textured bottom • Integral dome • Reinforced for seat & grab bar installation 	
ACRYLX™ SHOWERS & TUB-SHOWERS	
<ul style="list-style-type: none"> • AcrylX™ applied acrylic finish • Choice of stock colors • Slip-resistant, textured bottom • Reinforced for seat & grab bar installation 	
ACRYLX™ SECTIONAL SHOWERS & TUB-SHOWERS	
<ul style="list-style-type: none"> • AcrylX™ applied acrylic finish • Choice of stock colors • Slip-resistant, textured bottom • 2-, 3-, or 4-piece design • Reinforced for seat & grab bar installation 	
SYMBOLS LEGEND	
	Straight horizontal grab bar Stainless steel standard.
	Straight vertical grab bar Stainless steel standard.
	Horizontal L-shaped grab bar Stainless steel standard.
	L-shaped fold-up seat for shower models (cushioned)
	Single fold-up seat for shower models (cushioned)
	Rectangular fold-up seat for shower models (cushioned)
	Tri-fold removable seat for tub/shower models (phenolic, white)
	Hand held shower assembly with slide bar and hose. Includes pressure-balancing mixing valve.
	Fully equipped for ADA compliance
	Fully equipped for California (Title 24) compliance
	Fully equipped for Massachusetts (521 CMR) compliance
	Fully equipped for Texas (TAS) compliance
	Fully equipped for ANSI compliance

1603BFSDMA






60 x 34 x 75 1/2 Interior
62 x 36 1/4 x 77 1/4 Exterior
AcrylX™ applied acrylic

Massachusetts only



ADDITIONAL FEATURES

- 3/4" skirt
- 1/2" beveled threshold
- Level base
- Barrier free when installed properly
- Smooth wall
- Center drain
- 521 CMR

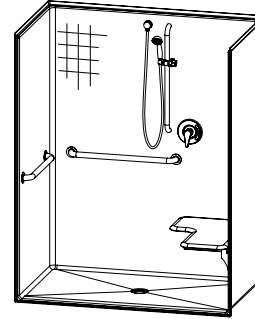
CONFIGURATION	DRAIN	SEAT	PRICE
2 x 	Center		\$1,543
2 x  	Center	LH/RH	\$2,170
2 x  	Center	LH/RH	\$2,775

OPTIONS PRICE LIST	PRICE
AcrylX™ Stock color	No charge
AcrylX™ Upgraded color	\$35
L-configured etched bars: (1) 24" and (1) 42"	\$348
Rectangular fold-up seat - cushioned (stock)	\$627
Rectangular fold-up seat - phenolic white or phenolic teak	\$652
Pressure balancing mixing valve	\$312
Handheld shower assembly with slide bar (MA compliant)	\$293
Shower curtain for 60" curtain rod	\$109
Stainless steel curtain rod (60")	\$70
Brass drain	\$32
Soap dish - stainless steel	\$82
Finish repair kit	\$198
Crating	\$440

* Additional grab bars available. See page 158.














1603BFST

60 x 34 x 75 1/2 Interior
62 x 36 1/4 x 77 1/4 Exterior
AcrylX™ applied acrylic



ADDITIONAL FEATURES

- 3/4" skirt
- NO interior threshold
- Level base
- Barrier free when properly installed
- Smooth tile
- Center drain
- ADA, ANSI, TAS

CONFIGURATION	DRAIN	SEAT	PRICE
Base	Center		\$1,376
2 x 	Center		\$1,669
2 x  	Center	LH/RH	\$2,296
3 x  no seat	Center		\$1,866
   	Center	LH/RH	\$2,901
2 x  	Center	LH/RH	\$2,901
 	Center	LH/RH	\$2,471
3 x  no seat	Center		\$2,471

OPTIONS PRICE LIST	PRICE
AcrylX™ Stock color	No charge
AcrylX™ Upgraded color	\$35
L-configured grab bars: (1) 24" and (1) 30"	\$293
U-configured grab bars: (2) 24" and (1) 48"	\$490
L-shaped fold-up seat - cushioned (stock)	\$627
L-shaped fold-up seat - phenolic white or phenolic teak	\$652
Pressure balancing mixing valve	\$312
Handheld shower assembly with slide bar	\$293
Shower curtain for 60" curtain rod	\$109
Stainless steel curtain rod (60")	\$70
Brass drain	\$32
Soap dish - stainless steel	\$82
Vinyl flexible dam	\$87
Removable threshold	\$131
Finish repair kit	\$198
Grab bar reinforcement - per wall (all flat surfaces)	\$95
Crating	\$440

* Additional grab bars available. See page 158.