

Accessible Showers

60" Showers with Seat: LH/RH = SEAT location.
Fixture is located on the back wall near seat. Reference submittal sheet for details.

ADDITIONAL INFO

STANDARD FEATURES

CAST ACRYLIC SHOWERS & TUB-SHOWERS

- Premium cast acrylic surface
- Choice of stock colors
- Slip-resistant, textured bottom
- Integral dome
- Reinforced for seat & grab bar installation














ACRYLX™ SHOWERS & TUB-SHOWERS

- AcrylX™ applied acrylic finish
- Choice of stock colors
- Slip-resistant, textured bottom
- Reinforced for seat & grab bar installation

ACRYLX™ SECTIONAL SHOWERS & TUB-SHOWERS

- AcrylX™ applied acrylic finish
- Choice of stock colors
- Slip-resistant, textured bottom
- 2-, 3-, or 4-piece design
- Reinforced for seat & grab bar installation

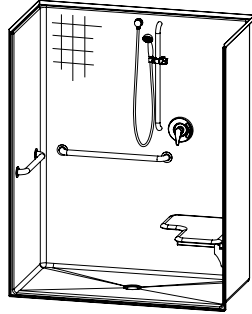
SYMBOLS LEGEND

-  Straight horizontal grab bar
Stainless steel standard.
-  Straight vertical grab bar
Stainless steel standard.
-  Horizontal L-shaped grab bar
Stainless steel standard.
-  L-shaped fold-up seat for shower models (cushioned)
-  Single fold-up seat for shower models (cushioned)
-  Rectangular fold-up seat for shower models (cushioned)
-  Tri-fold removable seat for tub/shower models (phenolic, white)
-  Hand held shower assembly with slide bar and hose. Includes pressure-balancing mixing valve.
-  Fully equipped for ADA compliance
-  Fully equipped for California (Title 24) compliance
-  Fully equipped for Massachusetts (521 CMR) compliance
-  Fully equipped for Texas (TAS) compliance
-  Fully equipped for ANSI compliance

1623BFSTTX








60 x 30 x 75 1/4 Interior
62 x 32 1/4 x 76 1/4 Exterior
AcrylX™ applied acrylic

Texas only



ADDITIONAL FEATURES

- 3/4" skirt
- NO interior threshold
- Level base
- Barrier free when properly installed
- Smooth tile
- Center drain
- TAS

CONFIGURATION	DRAIN	SEAT	PRICE
Base	Center		\$1,184
2 x 	Center		\$1,461
2 x 	Center	LH/RH	\$2,088
3 x  no seat	Center		\$1,642
 2 x 	Center	LH/RH	\$2,693
 3 x  no seat	Center		\$2,247

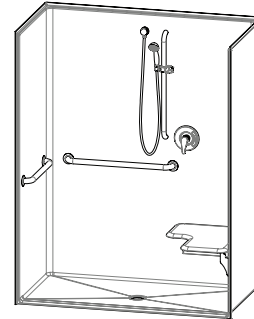
OPTIONS PRICE LIST

OPTIONS PRICE LIST	PRICE
AcrylX™ Stock color	No charge
AcrylX™ Upgraded color	\$35
L-configured grab bars: (1) 20" and (1) 30"	\$277
U-configured grab bars: (2) 20" and (1) 48"	\$458
L-shaped fold-up seat - cushioned (stock)	\$627
L-shaped fold-up seat - phenolic white or phenolic teak	\$652
Pressure balancing mixing valve	\$312
Handheld shower assembly with slide bar	\$293
Shower curtain for 60" curtain rod	\$109
Stainless steel curtain rod (60")	\$70
Brass drain	\$32
Soap dish - stainless steel	\$82
Vinyl flexible dam	\$87
Removable threshold	\$131
Finish repair kit	\$198
Grab bar reinforcement - per wall (all flat surfaces)	\$95
Crating	\$440

* Additional grab bars available. See page 158.












1603BFSC

60 x 30 1/4 x 77 1/2 Interior
62 x 32 3/4 x 78 1/2 Exterior
AcrylX™ applied acrylic



ADDITIONAL FEATURES

- 1/4" skirt
- 1/2" beveled threshold
- Level base
- Barrier free when properly installed
- Smooth wall
- Center drain
- ADA, ANSI, TAS

CONFIGURATION	DRAIN	SEAT	PRICE
Base	Center		\$1,180
2 x 	Center		\$1,450
2 x 	Center	LH/RH	\$2,077
3 x  no seat	Center		\$1,624
   20" 30" 	Center	LH/RH	\$2,682
  	Center		\$2,229
3 x  no seat			

OPTIONS PRICE LIST

OPTIONS PRICE LIST	PRICE
AcrylX™ Stock color	No charge
AcrylX™ Upgraded color	\$35
L-configured bars: (1) 22" and (1) 30"	\$270
U-configured bars: (2) 22" and (1) 48"	\$444
L-shaped fold-up seat - cushioned (stock)	\$627
L-shaped fold-up seat - phenolic white or phenolic teak	\$652
Pressure balancing mixing valve	\$312
Handheld shower assembly with slide bar	\$293
Shower curtain for 60" curtain rod	\$109
Stainless steel curtain rod (60")	\$70
Brass drain	\$32
Soap dish - stainless steel	\$82
Finish repair kit	\$198
Grab bar reinforcement - per wall (all flat surfaces)	\$95
Crating	\$440

* Additional grab bars available. See page 158.