

Accessible Tub-Showers

ADDITIONAL INFO

STANDARD FEATURES

CAST ACRYLIC SHOWERS & TUB-SHOWERS

- Premium cast acrylic surface
- Choice of stock colors
- Slip-resistant, textured bottom
- Integral dome

ACRYLX™ SHOWERS & TUB-SHOWERS

- AcrylX™ applied acrylic finish
- Choice of stock colors
- Slip-resistant, textured bottom


ACRYLX™ SECTIONAL SHOWERS & TUB-SHOWERS

- AcrylX™ applied acrylic finish
- Choice of stock colors
- Slip-resistant, textured bottom
- 2-, 3-, or 4-piece design

SYMBOLS LEGEND


 Straight horizontal grab bar
Stainless steel standard.


 Straight vertical grab bar
Stainless steel standard.


 Horizontal L-shaped grab bar
Stainless steel standard.

 L-shaped fold-up seat for shower models (cushioned)

 Single fold-up seat for shower models (cushioned)


 Rectangular fold-up seat for shower models (cushioned)


 Tri-fold removable seat for tub/shower models (phenolic, white)

 Hand held shower assembly with slide bar and hose. Includes pressure-balancing mixing valve.

 Fully equipped for ADA compliance

 Fully equipped for California (Title 24) compliance

 Fully equipped for Massachusetts (521 CMR) compliance

 Fully equipped for Texas (TAS) compliance

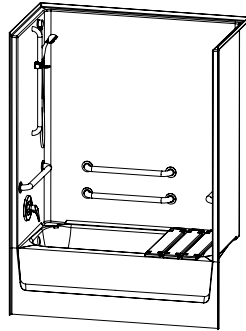
 Fully equipped for ANSI compliance

2603SMTH

56 x 30 1/4 x 76 3/4 Interior



60 x 33 1/4 x 81 1/4 Exterior

AcrylX™ applied acrylic



ADDITIONAL FEATURES

- 19" skirt
- Smooth Wall
- LH or RH drain
- Extended skirt allows for above-the-floor installation of waste, overflow and drainage

CONFIGURATION	DRAIN	SEAT	PRICE
Base	LH	-	\$1,028
	RH	-	\$1,028
4 x 	LH	-	\$1,660
	RH	-	\$1,660
4 x 	LH	RH	\$2,161
	RH	LH	\$2,161

OPTIONS PRICE LIST

PRICE

AcrylX™ Stock color	No charge
AcrylX™ Upgraded color	\$35
Straight grab bar: 24" (ea.)	\$158
Fold-up seat - phenolic teak	\$584
Tri-fold removable seat - phenolic white	\$501
Pressure balancing mixing valve	\$312
Handheld shower assembly with slide bar	\$293
Shower curtain for 60" curtain rod	\$109
Stainless steel curtain rod (60")	\$70
Designer drain, waste & overflow: BO, BN, PB, PC, WH	\$201
Finish repair kit	\$198
Grab bar reinforcement - per wall (all flat surfaces)	\$64
Crating	\$440

* Additional grab bars available. See page 158.

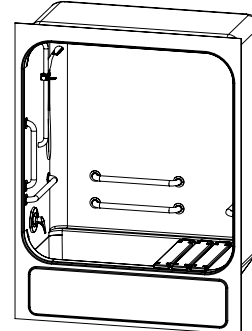
6032ITS

60 x 32 x 80 3/4 Interior

65 x 33 x 84 Exterior








Premium cast acrylic

East zone only



ADDITIONAL FEATURES

- 17" skirt
- Smooth Wall
- LH or RH drain
- ADA, ANSI, TAS

CONFIGURATION	DRAIN	SEAT	PRICE
Base	LH	-	\$1,825
	RH	-	\$1,825
4 x 	LH	-	\$2,457
	RH	-	\$2,457
4 x 	LH	RH	\$2,958
	RH	LH	\$2,958
  4 x 	LH	RH	\$3,563
	RH	LH	\$3,563
 4 x 	LH	RH	\$3,693
	RH	LH	\$3,693

OPTIONS PRICE LIST

PRICE

Cast Acrylic Stock color: White	No charge
Cast Acrylic Upgraded color: Biscuit	\$35
Straight grab bar: 18"	\$130
Straight grab bar: 24" (ea.)	\$158
Fold-up seat - phenolic teak	\$584
Tri-fold removable seat - phenolic white	\$501
Pressure balancing mixing valve	\$312
Handheld shower assembly with slide bar	\$293
Shower curtain for 60" curtain rod	\$109
Stainless steel curtain rod (60")	\$70
Designer drain, waste & overflow: BO, BN, PB, PC, WH	\$201
Dome light (120 volt)	\$160
Dome light (277 volt)	\$225
Grab bar reinforcement - per wall (all flat surfaces)	\$64
Crating	\$440

* Additional grab bars available. See page 158.