

Accessible Showers

ADDITIONAL INFO

STANDARD FEATURES

CAST ACRYLIC SHOWERS & TUB-SHOWERS

- Premium cast acrylic surface
- Choice of stock colors
- Slip-resistant, textured bottom
- Integral dome
- Reinforced for seat & grab bar installation

ACRYLX™ SHOWERS & TUB-SHOWERS

- AcrylX™ applied acrylic finish
- Choice of stock colors
- Slip-resistant, textured bottom
- Reinforced for seat & grab bar installation

ACRYLX™ SECTIONAL SHOWERS & TUB-SHOWERS

- AcrylX™ applied acrylic finish
- Choice of stock colors
- Slip-resistant, textured bottom
- 2-, 3-, or 4-piece design
- Reinforced for seat & grab bar installation

SYMBOLS LEGEND

 Straight horizontal grab bar
Stainless steel standard.


 Straight vertical grab bar
Stainless steel standard.


 Horizontal L-shaped grab bar
Stainless steel standard.

 L-shaped fold-up seat for shower models (cushioned)

 Single fold-up seat for shower models (cushioned)

 Rectangular fold-up seat for shower models (cushioned)


 Tri-fold removable seat for tub/shower models (phenolic, white)

 Hand held shower assembly with slide bar and hose. Includes pressure-balancing mixing valve.

 Fully equipped for ADA compliance

 Fully equipped for California (Title 24) compliance

 Fully equipped for Massachusetts (521 CMR) compliance

 Fully equipped for Texas (TAS) compliance

 Fully equipped for ANSI compliance


3636BFSMA

36 x 36 x 80 3/4" Interior

41 x 37 x 83 1/4" Exterior





Premium cast acrylic

Massachusetts only



ADDITIONAL FEATURES

- 1 3/4" skirt
- 1/2" interior threshold
- Barrier free when properly installed
- Smooth wall
- Molded toiletry shelf
- Center drain
- 521 CMR

CONFIGURATION	DRAIN	SEAT	PRICE
2 x  (LH/RH fixture wall)	Center		\$2,367
2 x  (LH/RH fixture wall)	Center	LH/RH	\$2,994
 2 x  (LH/RH fixture wall)	Center	LH/RH	\$3,599

OPTIONS PRICE LIST	PRICE
Cast Acrylic Stock color: White	No charge
Cast Acrylic Upgraded color: Biscuit	\$35
L-configured etched grab bars: (1) 22" and (1) 26"	\$452
Rectangular fold-up seat - cushioned (stock)	\$627
Rectangular fold-up seat - phenolic white or phenolic teak	\$652
Pressure balancing mixing valve	\$312
Handheld shower assembly with slide bar (MA compliant)	\$293
Shower curtain for 36" curtain rod	\$70
Stainless steel curtain rod: 36"	\$52
Brass drain	\$32
Dome light (120 volt)	\$160
Dome light (277 volt)	\$225
Soap dish - stainless steel	\$82
Crating	\$440

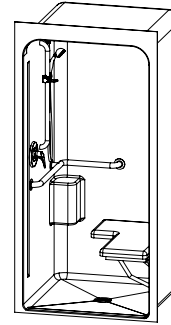
* Additional grab bars available. See page 158.

3636BFSC

36 x 36 x 80 3/4" Interior

41 x 37 x 83 1/4" Exterior










Premium cast acrylic



ANSI configuration pictured.

ADDITIONAL FEATURES

- 1" skirt
- NO interior threshold
- Barrier free when properly installed
- Smooth wall
- Molded toiletry shelf
- Center drain
- ADA, ANSI, TAS

CONFIGURATION	DRAIN	SEAT	PRICE
Base (LH/RH fixture wall)	Center		\$1,740
 (LH/RH fixture wall)	Center		\$1,979
  (LH/RH fixture wall)	Center	LH/RH	\$2,606
   (LH/RH fixture wall)	Center	LH/RH	\$3,211
   (LH/RH fixture wall)	Center	LH/RH	\$3,341

OPTIONS PRICE LIST	PRICE
Cast Acrylic Stock color: White	No charge
Cast Acrylic Upgraded color: Biscuit	\$35
L-shaped grab bar: 18" x 27 3/4"	\$239
Straight grab bar: 18"	\$130
L-shaped fold-up seat - cushioned (stock)	\$627
L-shaped fold-up seat - phenolic white or phenolic teak	\$652
Optional molded seat	\$84
Pressure balancing mixing valve	\$312
Handheld shower assembly with slide bar	\$293
Shower curtain for 36" curtain rod	\$70
Stainless steel curtain rod: 36"	\$52
Brass drain	\$32
Dome light (120 volt)	\$160
Dome light (277 volt)	\$225
Vinyl flexible dam	\$87
Removable threshold	\$131
Grab bar reinforcement - per wall (all flat surfaces)	\$87
Crating	\$440

* Additional grab bars available. See page 158.