

Accessible Showers

36" Transfer Showers: LH/RH = SEAT location.
Fixture is located opposite seat. Reference submittal sheet for details.

ADDITIONAL INFO

STANDARD FEATURES

CAST ACRYLIC SHOWERS & TUB-SHOWERS

- Premium cast acrylic surface
- Choice of stock colors
- Slip-resistant, textured bottom
- Integral dome
- Reinforced for seat & grab bar installation

ACRYLX™ SHOWERS & TUB-SHOWERS

- AcrylX™ applied acrylic finish
- Choice of stock colors
- Slip-resistant, textured bottom
- Reinforced for seat & grab bar installation

ACRYLX™ SECTIONAL SHOWERS & TUB-SHOWERS

- AcrylX™ applied acrylic finish
- Choice of stock colors
- Slip-resistant, textured bottom
- 2-, 3-, or 4-piece design
- Reinforced for seat & grab bar installation

SYMBOLS LEGEND


 Straight horizontal grab bar
Stainless steel standard.


 Straight vertical grab bar
Stainless steel standard.


 Horizontal L-shaped grab bar
Stainless steel standard.

 L-shaped fold-up seat for shower models (cushioned)

 Single fold-up seat for shower models (cushioned)

 Rectangular fold-up seat for shower models (cushioned)


 Trifold removable seat for tub/shower models (phenolic, white)

 Hand held shower assembly with slide bar and hose. Includes pressure-balancing mixing valve.

 Fully equipped for ADA compliance

 Fully equipped for California (Title 24) compliance

 Fully equipped for Massachusetts (521 CMR) compliance

 Fully equipped for Texas (TAS) compliance

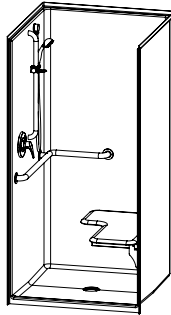
 Fully equipped for ANSI compliance

1363BFS

36 x 36 x 75 Interior

38 x 38 1/4 x 77 1/4 Exterior











AcrylX™ applied acrylic



ANSI configuration pictured.

ADDITIONAL FEATURES

- 1 3/4" skirt
- 1/2" beveled threshold
- Barrier free when properly installed
- Smooth wall
- Center drain
- ADA, ANSI, TAS

CONFIGURATION	DRAIN	SEAT	PRICE
Base	Center		\$1,111
	Center		\$1,335
 	Center	LH/RH	\$1,962
   	Center	LH/RH	\$2,567
  	Center	LH/RH	\$2,697

OPTIONS PRICE LIST	PRICE
AcrylX™ Stock color	No charge
AcrylX™ Upgraded color	\$35
L-shaped grab bar: 18" x 32"	\$224
Straight grab bar: 18"	\$130
L-shaped fold-up seat - cushioned (stock)	\$627
L-shaped fold-up seat - phenolic white or phenolic teak	\$652
Pressure balancing mixing valve	\$312
Handheld shower assembly with slide bar	\$293
Shower curtain for 36" curtain rod	\$70
Stainless steel curtain rod: 36"	\$52
Brass drain	\$32
Soap dish - stainless steel	\$82
Finish repair kit	\$198
Grab bar reinforcement - per wall (all flat surfaces)	\$58
Crating	\$440
* Additional grab bars available. See page 158.	

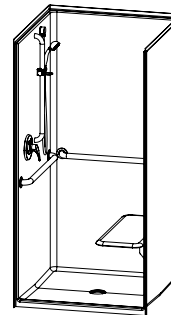
1363BFSMA

36 x 36 x 75 Interior

38 x 38 1/4 x 77 1/4 Exterior







AcrylX™ applied acrylic

Massachusetts only



ADDITIONAL FEATURES

- 1 3/4" skirt
- 1/2" beveled threshold
- Barrier free when properly installed
- Smooth wall
- Center drain
- 521 CMR

CONFIGURATION	DRAIN	SEAT	PRICE
2 x 	Center		\$1,620
2 x  	Center	LH/RH	\$2,247
 2 x  	Center	LH/RH	\$2,852

OPTIONS PRICE LIST	PRICE
AcrylX™ Stock color	No charge
AcrylX™ Upgraded color	\$35
L-configured etched bars: (2) 30"	\$334
Rectangular fold-up seat - cushioned (stock)	\$627
Rectangular fold-up seat - phenolic white or phenolic teak	\$652
Pressure balancing mixing valve	\$312
Handheld shower assembly with slide bar (MA compliant)	\$293
Shower curtain for 36" curtain rod	\$70
Stainless steel curtain rod: 36"	\$52
Brass drain	\$32
Soap dish - stainless steel	\$82
Finish repair kit	\$198
Crating	\$440
* Additional grab bars available. See page 158.	