

Accessible Showers

60" Showers with Seat: LH/RH = SEAT location.
Fixture is located on the back wall near seat. Reference submittal sheet for details.

ADDITIONAL INFO

STANDARD FEATURES

CAST ACRYLIC SHOWERS & TUB-SHOWERS

- Premium cast acrylic surface
- Choice of stock colors
- Slip-resistant, textured bottom
- Integral dome
- Reinforced for seat & grab bar installation

ACRYLX™ SHOWERS & TUB-SHOWERS

- AcrylX™ applied acrylic finish
- Choice of stock colors
- Slip-resistant, textured bottom
- Reinforced for seat & grab bar installation

ACRYLX™ SECTIONAL SHOWERS & TUB-SHOWERS

- AcrylX™ applied acrylic finish
- Choice of stock colors
- Slip-resistant, textured bottom
- 2-, 3-, or 4-piece design
- Reinforced for seat & grab bar installation

SYMBOLS LEGEND

 Straight horizontal grab bar
Stainless steel standard.


 Straight vertical grab bar
Stainless steel standard.


 Horizontal L-shaped grab bar
Stainless steel standard.

 L-shaped fold-up seat for shower models (cushioned)

 Single fold-up seat for shower models (cushioned)

 Rectangular fold-up seat for shower models (cushioned)


 Tri-fold removable seat for tub/shower models (phenolic, white)

 Hand held shower assembly with slide bar and hose. Includes pressure-balancing mixing valve.

 Fully equipped for ADA compliance

 Fully equipped for California (Title 24) compliance

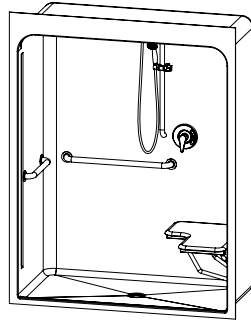
 Fully equipped for Massachusetts (521 CMR) compliance

 Fully equipped for Texas (TAS) compliance

 Fully equipped for ANSI compliance












6030CFS

60 x 30 x 78 3/4 Interior
65 x 31 x 83 3/4 Exterior
Premium cast acrylic



ADDITIONAL FEATURES

- 1 3/4" skirt
- 1/2" interior threshold
- Barrier free when properly installed
- Smooth wall
- Center drain
- ADA, ANSI, TAS

| CONFIGURATION | DRAIN | SEAT | PRICE |
|---|--------|-------|---------|
| Base | Center | | \$2,016 |
| 2 x  | Center | | \$2,281 |
| 2 x  | Center | | \$2,908 |
| 3 x  no seat | Center | LH/RH | \$2,450 |
|     | Center | LH/RH | \$3,513 |
| 2 x  | Center | | \$3,055 |
|   | Center | | |
| 3 x  no seat | | | |

*Fully equipped for UFAS (Uniform Federal Accessibility Standards)

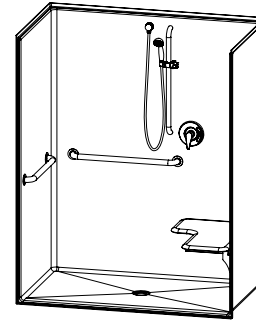
| OPTIONS PRICE LIST | PRICE |
|---|-----------|
| Cast Acrylic Stock color: White | No charge |
| Cast Acrylic Upgraded color: Biscuit | \$35 |
| L-configured bars: (1) 18" and (1) 30" | \$265 |
| U-configured bars: (2) 18" and (1) 48" | \$434 |
| L-shaped fold-up seat - cushioned (stock) | \$627 |
| L-shaped fold-up seat - phenolic white or phenolic teak | \$652 |
| Pressure balancing mixing valve | \$312 |
| Handheld shower assembly with slide bar | \$293 |
| Shower curtain for 60" curtain rod | \$109 |
| Stainless steel curtain rod (60") | \$70 |
| Brass drain | \$32 |
| Dome light (120 volt) | \$160 |
| Dome light (277 volt) | \$225 |
| Soap dish - stainless steel | \$82 |
| Grab bar reinforcement - per wall (all flat surfaces) | \$95 |
| Crating | \$440 |

* Additional grab bars available. See page 158.

1603BFSC














60 x 34 x 75 3/4 Interior
62 x 36 1/4 x 77 1/4 Exterior
AcrylX™ applied acrylic

East zone only



ADDITIONAL FEATURES

- 3/4" skirt
- NO interior threshold
- Level base
- Barrier free when properly installed
- Smooth wall
- Center drain
- ADA, ANSI, TAS, UFAS

| CONFIGURATION | DRAIN | SEAT | PRICE |
|--|--------|-------|---------|
| Base | Center | | \$1,210 |
| 2 x  | Center | | \$1,503 |
| 2 x  | Center | LH/RH | \$2,130 |
| 3 x  no seat | Center | | \$1,700 |
|     | Center | LH/RH | \$2,735 |
| 2 x  | Center | | \$2,305 |
|    * | Center | | |
|  3 x  no seat | | | |

| OPTIONS PRICE LIST | PRICE |
|---|-----------|
| AcrylX™ Stock color | No charge |
| AcrylX™ Upgraded color | \$35 |
| L-configured grab bars: (1) 24" and (1) 30" | \$293 |
| U-configured grab bars: (2) 24" and (1) 48" | \$490 |
| L-shaped fold-up seat - cushioned (stock) | \$627 |
| L-shaped fold-up seat - phenolic white or phenolic teak | \$652 |
| Pressure balancing mixing valve | \$312 |
| Handheld shower assembly with slide bar | \$293 |
| Shower curtain for 60" curtain rod | \$109 |
| Stainless steel curtain rod (60") | \$70 |
| Brass drain | \$32 |
| Soap dish - stainless steel | \$82 |
| Vinyl flexible dam | \$87 |
| Removable threshold | \$131 |
| Finish repair kit | \$198 |
| Grab bar reinforcement - per wall (all flat surfaces) | \$95 |
| Crating | \$440 |

* Additional grab bars available. See page 158.