



Submittal Sheet

Aquatic products may be specified as Lasco Bathware.

6030BFSCMA

521 CMR Compliant*

CUSTOMER: _____

JOB NAME: _____

PO #: _____

QUOTE #: _____ QUANTITY: _____

SHIP TO: _____

_____/_____/_____
PLUMBING CONTRACTOR APPROVAL DATE

_____/_____/_____
GENERAL CONTRACTOR APPROVAL DATE

_____/_____/_____
ENGINEER APPROVAL DATE

_____/_____/_____
ARCHITECT APPROVAL DATE

IMPORTANT: ADA compliant showers with NO interior threshold will have water escape onto the bathroom floor. Aquatic highly recommends you take the following precautions:

1. Install only the minimum number of ADA units without an interior threshold required for each job. If possible install Aquatic's accessible models that have a ½" interior threshold to reduce the amount of water that escapes from the shower.
2. When installing units with NO interior threshold, install a FLOOR DRAIN to control the water that escapes onto the bathroom floor.
3. Depending on your application, you may choose to install Aquatic's vinyl flexible dam or removable threshold, which helps better retain water within the shower. However, these items may not necessarily meet ADA or other code requirements. Always confirm code compliance with your local building authority.

STANDARD FEATURES

- Code compliant when fully equipped and installed according to guidelines
- Lustrous, durable, easy-to-clean Lucite® cast acrylic
- Integral dome
- Center drain location
- Slip resistant, textured bottom (ASTM F-462)

CONFIGURATION

- ☐ Fully equipped — 521CMR*
- Seat location ☐ LH ☐ RH
- Includes one 18" x 1 ¼" diameter etched grab bar located on the side wall;
One 42" x 1 ¼" diameter etched grab bar located on the back wall;
white-cushioned, rectangular fold-up seat; pressure balancing mixing valve and hand-held shower assembly (on back wall offset seat), per 521 CMR guidelines.

CUSTOM OPTIONS (not available if 521 CMR config. is selected)

- Fixture Wall ☐ LH ☐ RH ☐ Back Wall
- ☐ Etched grab bars:
18" x 1 ¼" dia. (side wall)
One 42" x 1 ¼" dia. (back wall)
- ☐ Hand-held shower assembly with 30" slide bar and 60" hose
- ☐ Pressure balancing mixing valve

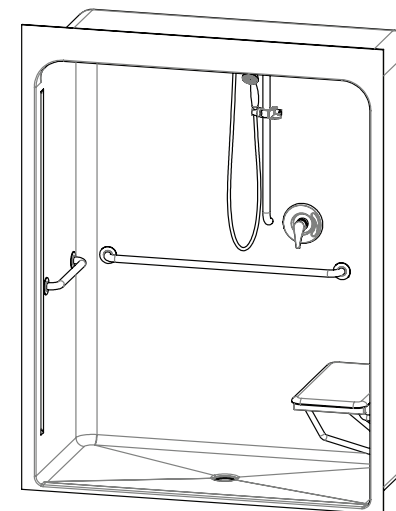
OPTIONAL ACCESSORIES (available for all models)

- ☐ Soap dish
- ☐ Curtain rod
- ☐ Shower curtain
- ☐ Vinyl flexible dam
- ☐ Removable threshold
- ☐ Brass drain
- Colors:
- Standard ☐ White
- Upgraded ☐ Biscuit
- ☐ Other (contact customer service for custom color options)
- ☐ Additional accessories _____

For pricing of units and additional options, reference the Aquatic Price Book.

*This configuration may not be compliant in all applications.

Call customer service to confirm MA code compliance.



Int. Dim. 60 W x 30 D x 78 15/16 H

Ext. Dim. 65 W x 31 D x 83 ½ H

Skirt Ht. 1 skirt, NO interior threshold

Packaged Wt. 216 lbs. gross

Material Premium cast acrylic

Warranty Acrylic Finished Products — Five Years

inches

To complete your order, this document must be signed and faxed to the Aquatic Centralized Customer Service Center.

Fax (866) 544-5353 • Phone (800) 945-2726

For pricing of units and additional options, reference the Aquatic Price Book. • Please indicate custom changes on reverse side drawings.

Rev. 07.13.17

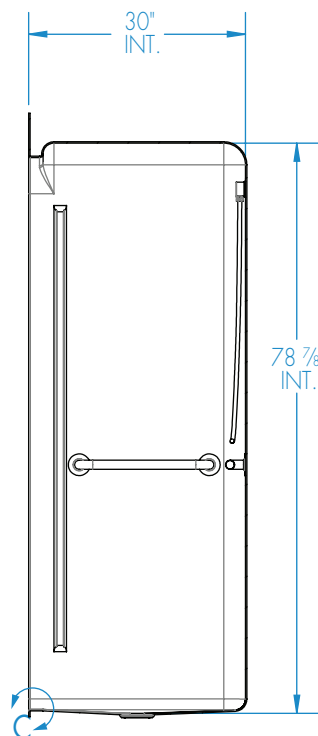
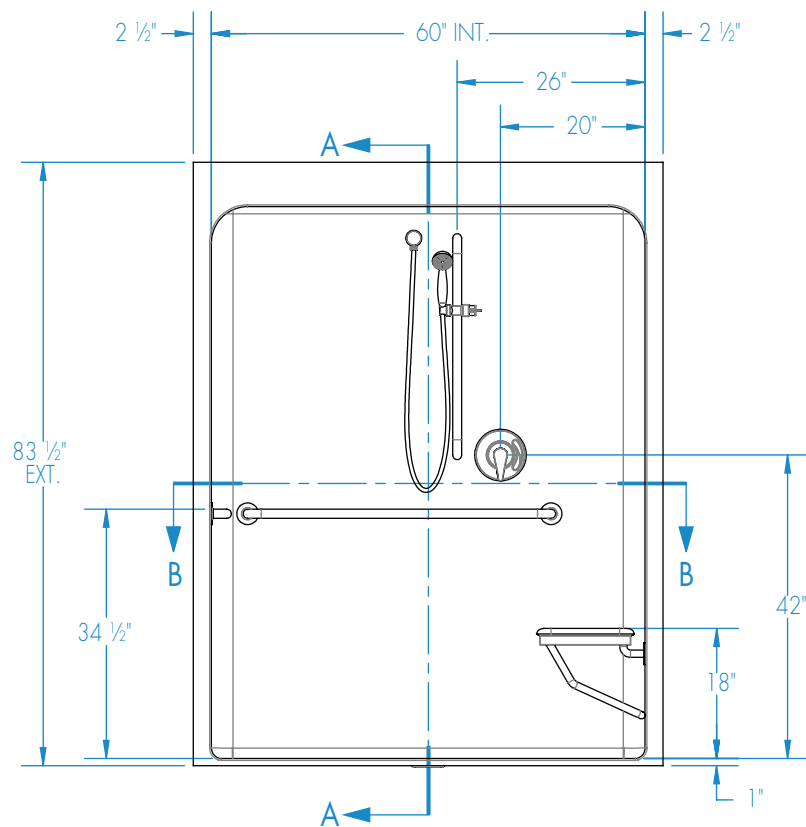


Submittal Sheet

Aquatic products may be specified as Lasco Bathware.

6030BFSCMA 521 CMR Compliant*

Please indicate changes needed.

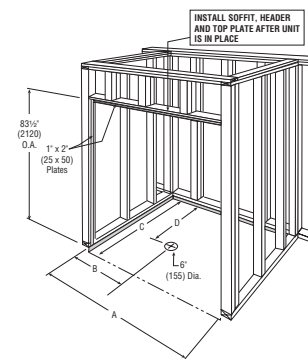


SECTION A-A



Recess or build-up required

DETAIL C

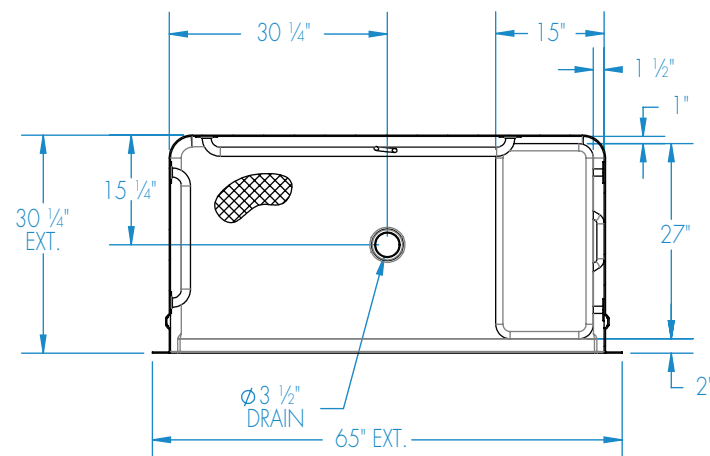


FRAMING DIMENSIONS Inches

A	B	C	D
65 1/8	32 1/2	31	16

Installation Options:

1. Install in a recessed pit for rough-in floor installation.
2. Build sub-floor to level finished floor with top of shower threshold.



SECTION B-B

Shell tolerance: +0, -3/8" All other tolerances: ±1"



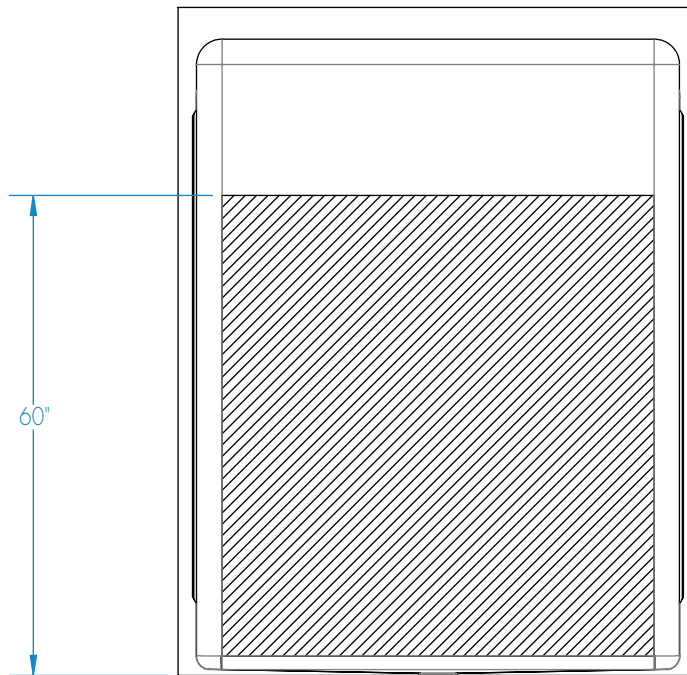
Submittal Sheet

Aquatic products may be specified as Lasco Bathware.

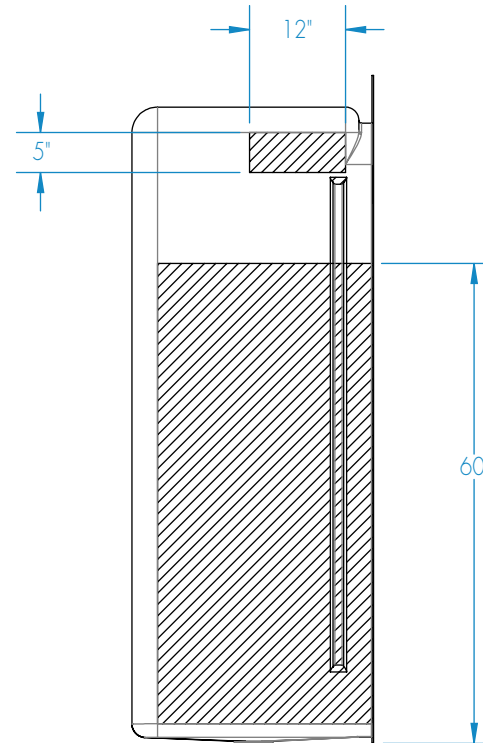
6030BFSCMA 521 CMR Compliant*

Please indicate changes needed.

Reinforcement Locations (Standard)



BACK VIEW



SIDE VIEW (typ.)

 = GRAB BAR REINFORCEMENT

Shell tolerance: +0, - 3/8" All other tolerances: ± 1"