



Submittal Sheet

Aquatic products may be specified as Lasco Bathware.

6030CFS

ADA Compliant without Seat

CUSTOMER: _____

JOB NAME: _____

PO #: _____

QUOTE #: _____ QUANTITY: _____

SHIP TO: _____

_____/_____/_____
PLUMBING CONTRACTOR APPROVAL DATE

_____/_____/_____
GENERAL CONTRACTOR APPROVAL DATE

_____/_____/_____
ENGINEER APPROVAL DATE

_____/_____/_____
ARCHITECT APPROVAL DATE

IMPORTANT: ADA compliant showers with NO interior threshold will have water escape onto the bathroom floor. Aquatic highly recommends you take the following precautions:

1. Install only the minimum number of ADA units without an interior threshold required for each job. If possible install Aquatic's accessible models that have a 1/2" interior threshold to reduce the amount of water that escapes from the shower.
2. When installing units with NO interior threshold, install a FLOOR DRAIN to control the water that escapes onto the bathroom floor.
3. Depending on your application, you may choose to install Aquatic's vinyl flexible dam or removable threshold, which helps better retain water within the shower. However, these items may not necessarily meet ADA or other code requirements. Always confirm code compliance with your local building authority.

STANDARD FEATURES

- Code compliant when fully equipped and installed according to guidelines
- Lustrous, durable, easy-to-clean Lucite® cast acrylic
- Integral dome
- Back fixture wall
- Center/center drain location
- Slip resistant, textured bottom [ASTM F-462]

CONFIGURATION

- ☐ Fully equipped without seat — ADA
- Fixture Wall ☐ LH ☐ RH ☐ Back Wall
- Includes two 18" x 1 1/2" diameter grab bars located on the side walls; one 48" x 1 1/2" diameter grab bar located on the back wall; pressure balancing mixing valve; and hand-held shower assembly per ADA guidelines.

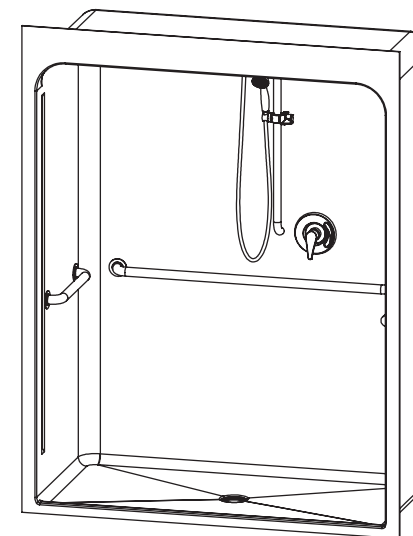
CUSTOM OPTIONS (not avail. if ADA config. is selected)

- Fixture Wall ☐ LH ☐ RH ☐ Back Wall
- Grab bars:
- Two 18" (side walls) and one 48" (back wall)
- ☐ Stainless steel (1 1/2" dia.) ☐ LH ☐ RH
- ☐ Powder-coated white (1 1/4" dia.) ☐ LH ☐ RH
- ☐ Hand-held shower assembly with 30" slide bar and 60" hose
- ☐ Pressure balancing mixing valve

OPTIONAL ACCESSORIES (available for all models)

- ☐ Soap dish
- ☐ Curtain rod (Not ADA compliant)
- ☐ Shower curtain
- ☐ Vinyl flexible dam
- ☐ Removable threshold
- ☐ Brass drain
- Colors:
- Standard ☐ White
- Upgraded ☐ Biscuit
- ☐ Other (contact customer service for custom color options)
- ☐ Additional accessories:

For pricing of units and additional options, reference the Aquatic Price Book.



Int. Dim. 60 W x 30 D x 78 1/4 H
Ext. Dim. 65 W x 31 D x 83 3/4 H
Skirt Ht. 1 3/4 skirt, 1/2 interior threshold
Packaged Wt. 216 lbs. gross
Material Premium cast acrylic
Warranty Acrylic Finished Products — Five Years

inches

To complete your order, this document must be signed and faxed to the Aquatic Centralized Customer Service Center.

Fax (866) 544-5353 • Phone (800) 945-2726

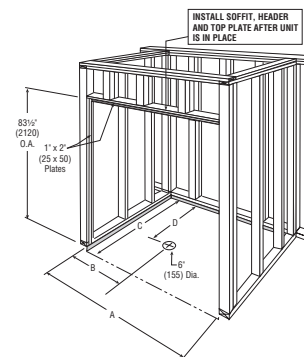


Submittal Sheet

Aquatic products may be specified as Lasco Bathware.

6030CFS ADA Compliant without Seat

Please indicate changes needed.

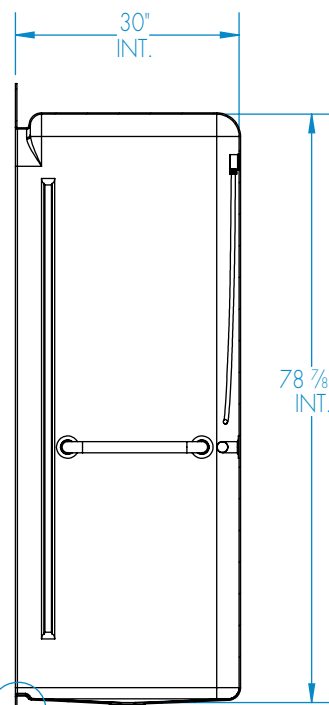
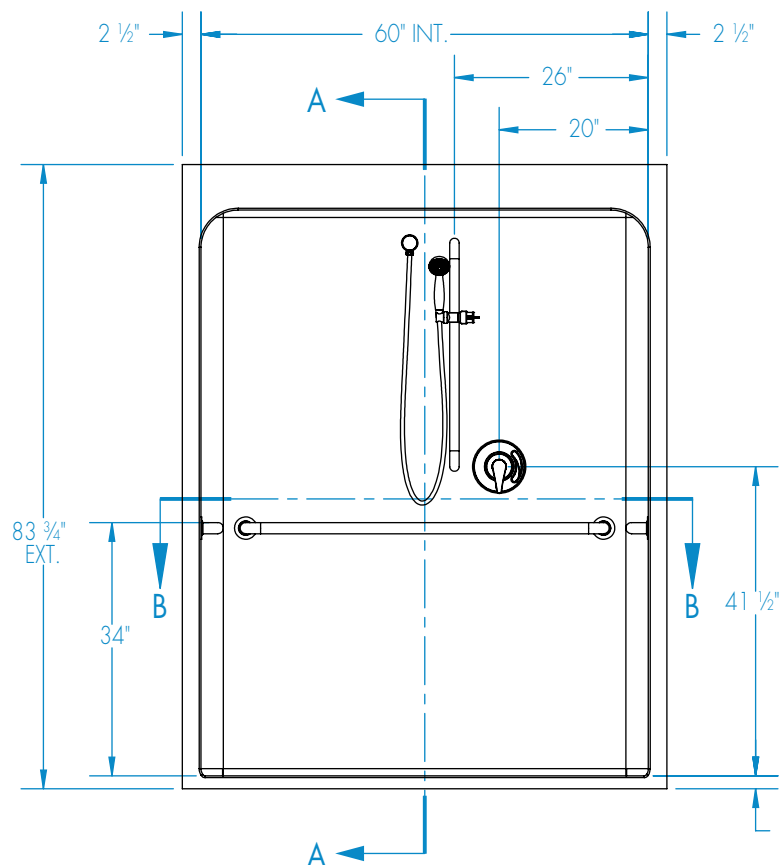


FRAMING DIMENSIONS Inches

A	B	C	D
65 1/8	32 1/2	31	16

Installation Options:

1. Install in a recessed pit for rough-in floor installation.
2. Build sub-floor to level finished floor with top of shower threshold.

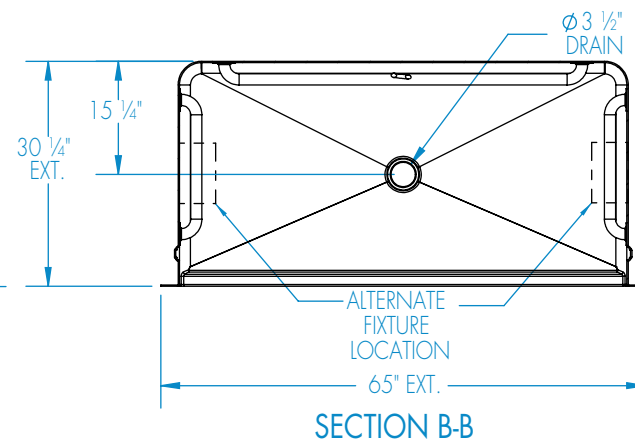


SECTION A-A



Recess or build-up required

DETAIL C



Shell tolerance: +0, - 3/16" All other tolerances: ± 1"

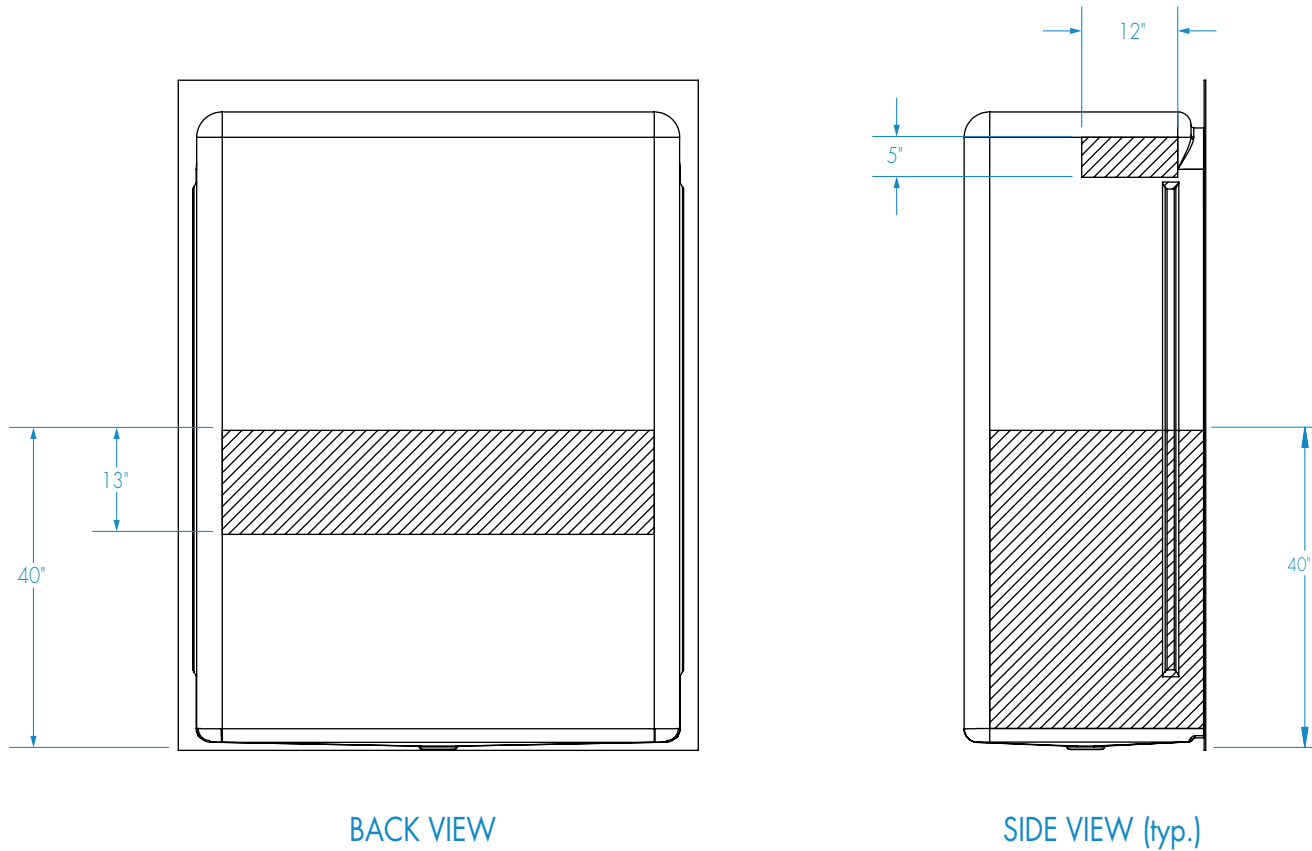


Submittal Sheet

Aquatic products may be specified as Lasco Bathware.

6030CFS ADA Compliant without Seat
Please indicate changes needed.

Reinforcement Locations (Standard)



 = GRAB BAR REINFORCEMENT

Shell tolerance: +0, - $\frac{3}{16}$ " All other tolerances: ± 1 "

FAX TO THE AQUATIC CENTRALIZED CUSTOMER SERVICE CENTER (866) 544-5353

Rev. 07.13.17



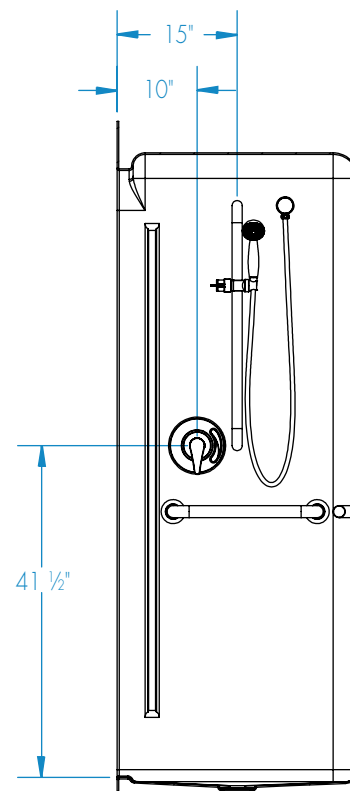
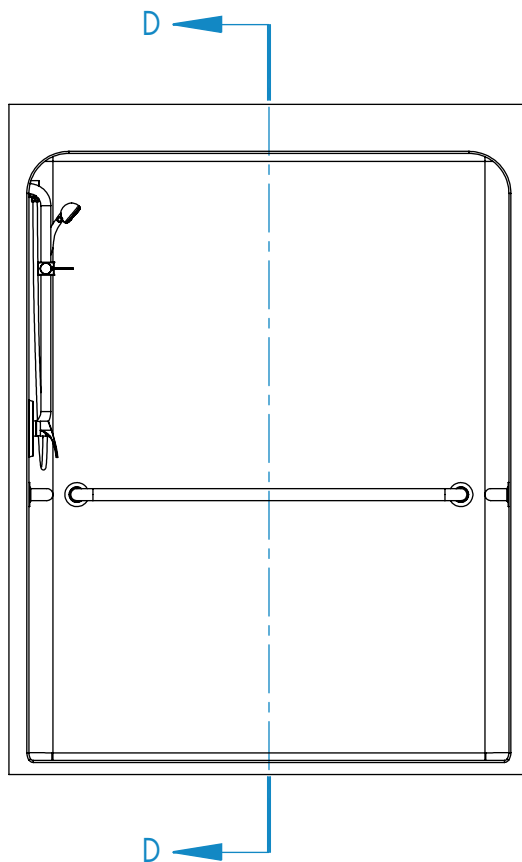
Submittal Sheet

Aquatic products may be specified as Lasco Bathware.

6030CFS ADA Compliant without Seat

Please indicate changes needed.

Optional Side Wall Fixture Placement



SECTION D-D

Shell tolerance: +0, - 3/8" All other tolerances: ± 1"

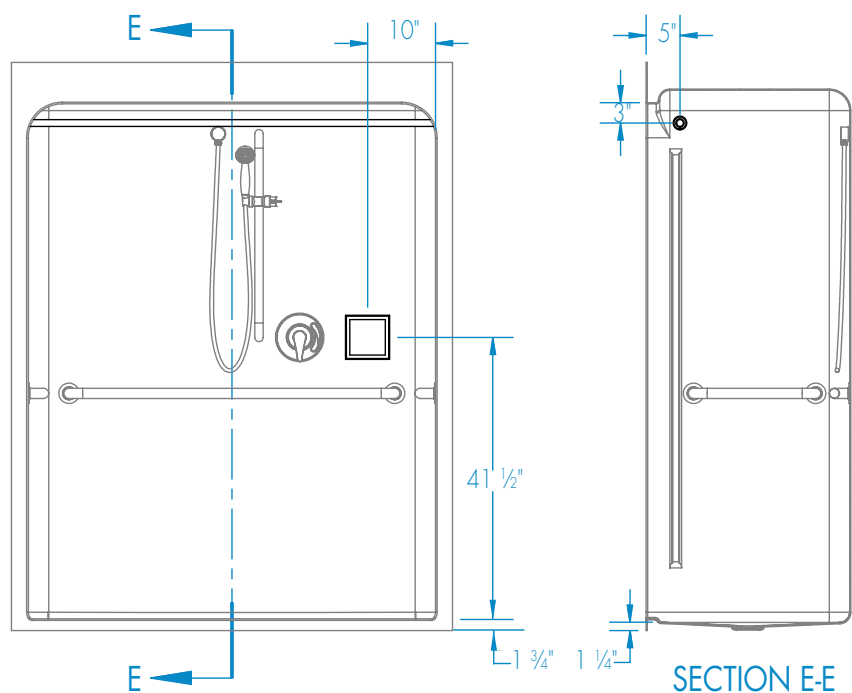


Submittal Sheet

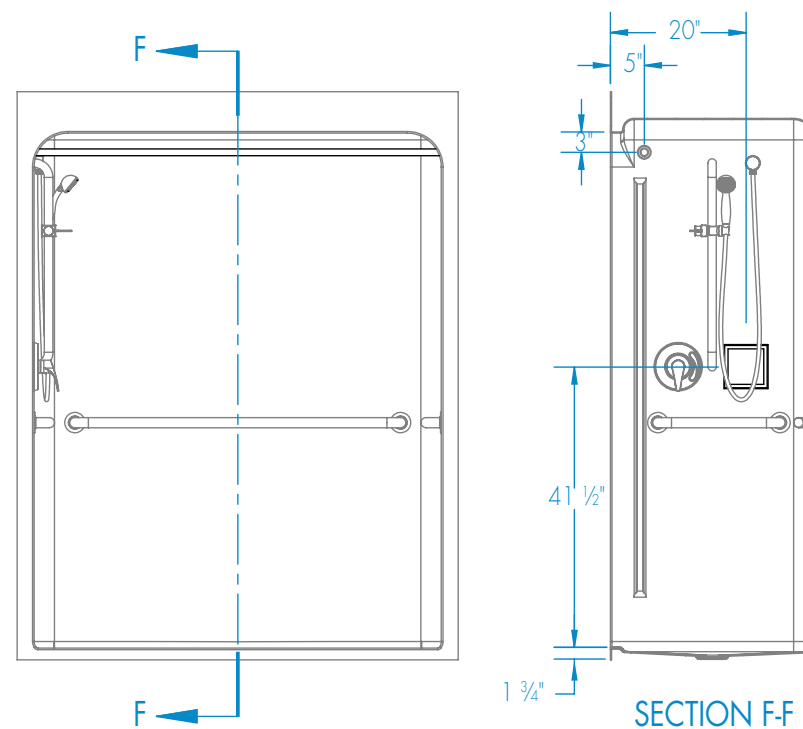
Aquatic products may be specified as Lasco Bathware.

6030CFS ADA Compliant without Seat
Please indicate changes needed.

Curtain Rod and Soap Dish Locations (Standard Valve Configuration)



Curtain Rod and Soap Dish Locations (Left Wall Valve Configuration)



Shell tolerance: +0, - 3/16" All other tolerances: ± 1"