



# Submittal Sheet

Aquatic products may be specified as Lasco Bathware.

## 3636BFSC

ADA Compliant

CUSTOMER: \_\_\_\_\_

JOB NAME: \_\_\_\_\_

PO #: \_\_\_\_\_

QUOTE #: \_\_\_\_\_ QUANTITY: \_\_\_\_\_

SHIP TO: \_\_\_\_\_

\_\_\_\_\_/\_\_\_\_\_/\_\_\_\_\_  
PLUMBING CONTRACTOR APPROVAL DATE

\_\_\_\_\_/\_\_\_\_\_/\_\_\_\_\_  
GENERAL CONTRACTOR APPROVAL DATE

\_\_\_\_\_/\_\_\_\_\_/\_\_\_\_\_  
ENGINEER APPROVAL DATE

\_\_\_\_\_/\_\_\_\_\_/\_\_\_\_\_  
ARCHITECT APPROVAL DATE

### IMPORTANT:

ADA compliant showers with NO interior threshold will have water escape onto the bathroom floor. Aquatic highly recommends you take the following precautions:

1. Install only the minimum number of ADA units without an interior threshold required for each job. If possible install Aquatic's accessible models that have a 1/2" interior threshold to reduce the amount of water that escapes from the shower.
2. When installing units with NO interior threshold, install a FLOOR DRAIN to control the water that escapes onto the bathroom floor.
3. Depending on your application, you may choose to install Aquatic's vinyl flexible dam or removable threshold, which helps better retain water within the shower. However, these items may not necessarily meet ADA or other code requirements. Always confirm code compliance with your local building authority.

### STANDARD FEATURES

- Code compliant when fully equipped and installed according to guidelines
- Barrier-free design
- Center drain location
- Slip resistant, textured bottom [ASTM F-462]

### CONFIGURATION

- ☐ Fully equipped with seat-ADA  
Seat location ☐ LH ☐ RH  
Includes 1 1/2" diameter stainless steel L-shaped grab bar;  
white-cushioned, L-shaped fold-up seat; pressure balancing mixing valve  
and hand-held shower assembly, (installed opposite side of seat) per ADA guidelines


### CUSTOM OPTIONS (not available if ADA configuration is selected)

- Fixture Wall ☐ LH ☐ RH ☐ Back wall  
Horizontal L-shaped grab bar  
Stainless steel (1 1/2" dia.) ☐ LH ☐ RH  
Powder-coated white (1 1/4" dia.) ☐ LH ☐ RH  
☐ Hand-held shower assembly with 30" slide bar and 60" hose  
☐ Pressure balancing mixing valve

### OPTIONAL ACCESSORIES (available for all models)

- ☐ Curtain rod (Not ADA compliant)  
☐ Shower curtain  
☐ Vinyl flexible dam  
☐ Removable threshold  
☐ Brass drain  
Colors:  
Standard ☐ White  
Upgraded ☐ Biscuit  
☐ Other (contact customer service for custom color options)  
☐ Additional accessories:

For pricing of units and additional options, reference the Aquatic Price Book.



Int. Dim. 36 W x 36 D x 80 3/8 H  
Ext. Dim. 41 W x 37 D x 83 1/2 H  
Skirt Ht. 1 skirt, NO interior threshold  
Packaged Wt. 182 lbs. gross  
Material Premium cast acrylic  
Warranty Acrylic Finished Products — Five Years

inches

To complete your order, this document must be signed and faxed to the Aquatic Centralized Customer Service Center.

**Fax (866) 544-5353 • Phone (800) 945-2726**

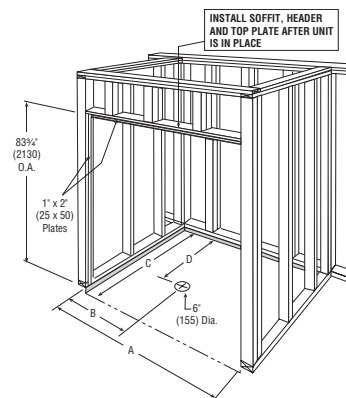
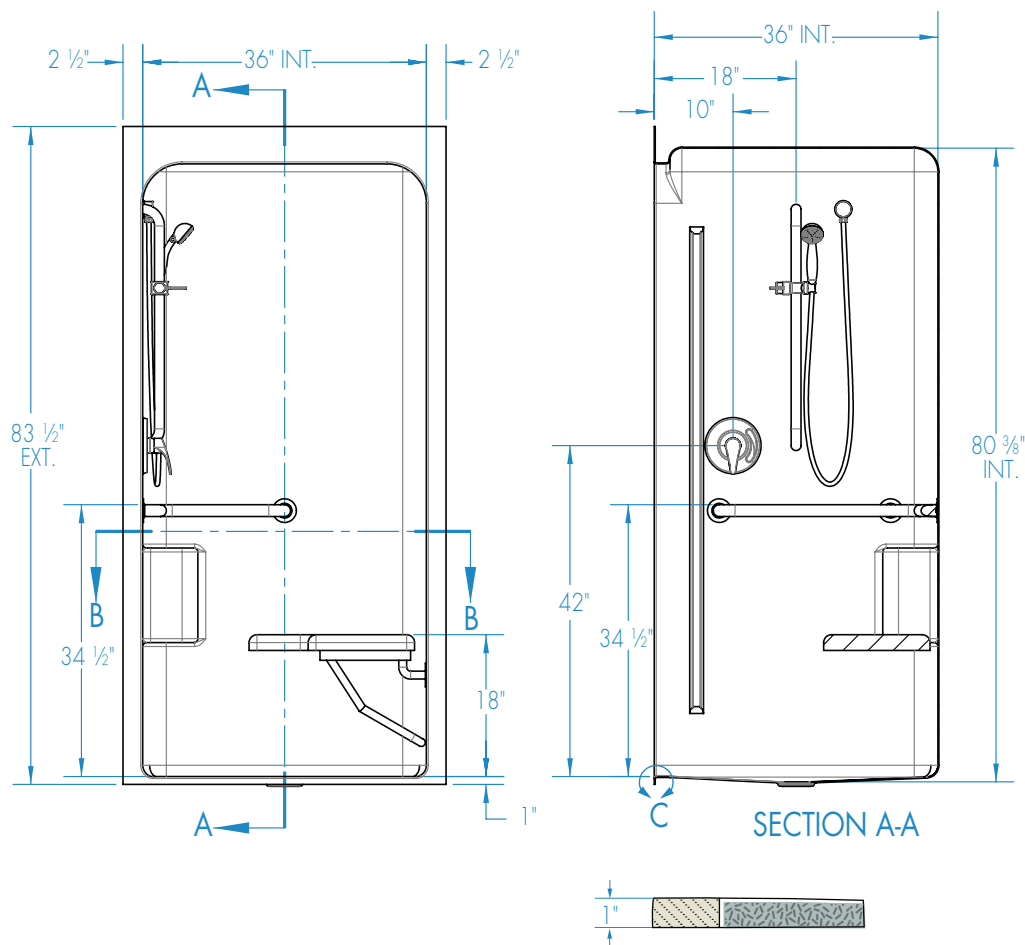


# Submittal Sheet

Aquatic products may be specified as Lasco Bathware.

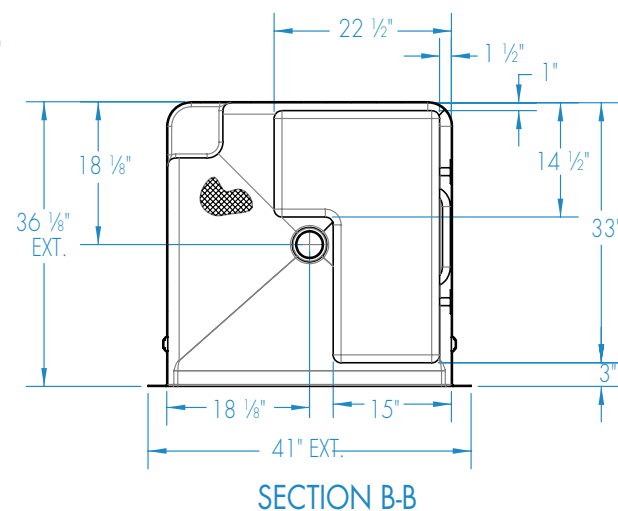
**3636BFSC** ADA Compliant

Please indicate changes needed.



FRAMING DIMENSIONS Inches

A	B	C	D
41	20 1/2	37	19



Shell tolerance: +0, - 3/8" All other tolerances: ± 1"



3636BFSC ADA Compliant

Rev. 07.13.17



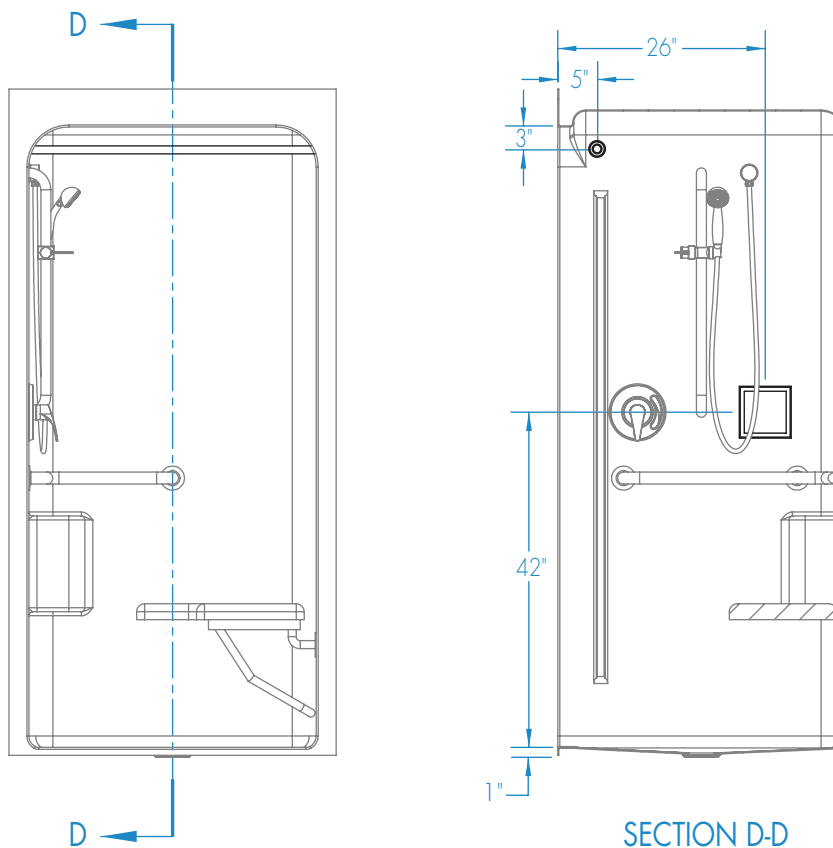
# Submittal Sheet

Aquatic products may be specified as Lasco Bathware.

**3636BFSC** ADA Compliant

Please indicate changes needed.

## Curtain Rod and Soap Dish Locations (Standard Valve Configuration)



Shell tolerance: +0, -  $\frac{3}{8}$ " All other tolerances:  $\pm 1$ "