

Accessible Tub-Showers

ADDITIONAL INFO

STANDARD FEATURES

CAST ACRYLIC SHOWERS & TUB-SHOWERS

- Premium cast acrylic surface
- Choice of stock colors
- Slip-resistant, textured bottom
- Integral dome

ACRYLX™ SHOWERS & TUB-SHOWERS

- AcrylX™ applied acrylic finish
- Choice of stock colors
- Slip-resistant, textured bottom

ACRYLX™ SECTIONAL SHOWERS & TUB-SHOWERS

- AcrylX™ applied acrylic finish
- Choice of stock colors
- Slip-resistant, textured bottom
- 2-, 3-, or 4-piece design

SYMBOLS LEGEND


 Straight horizontal grab bar
Stainless steel standard.


 Straight vertical grab bar
Stainless steel standard.

 Horizontal L-shaped grab bar
Stainless steel standard.

 L-shaped fold-up seat for shower models (cushioned)

 Single fold-up seat for shower models (cushioned)


 Rectangular fold-up seat for shower models (cushioned)


 Tri-fold removable seat for tub/shower models (phenolic, white)

 Hand held shower assembly with slide bar and hose. Includes pressure-balancing mixing valve.

 Fully equipped for ADA compliance

 Fully equipped for California (Title 24) compliance


 Fully equipped for Massachusetts (521 CMR) compliance

 Fully equipped for Texas (TAS) compliance

 Fully equipped for ANSI compliance

F6032ST












56 x 30 x 78 3/4 Interior
60 x 33 1/4 x 81 1/4 Exterior
AcrylX™ applied acrylic



ANSI configuration pictured.

ADDITIONAL FEATURES

- 18" skirt
- Subway tile
- LH or RH drain
- ADA, ANSI, TAS

CONFIGURATION	DRAIN	SEAT	PRICE
Base	LH	-	\$972
	RH	-	\$972
4 x 	LH	-	\$1,604
	RH	-	\$1,604
4 x  	LH	RH	\$2,105
	RH	LH	\$2,105
  4 x  	LH	RH	\$2,710
	RH	LH	\$2,710
  4 x  1 x 	LH	RH	\$2,840
	RH	LH	\$2,840

OPTIONS PRICE LIST

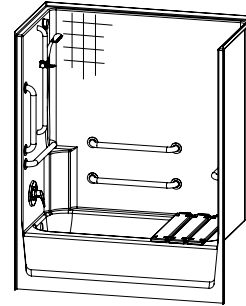
PRICE

AcrylX™ Stock color	No charge
AcrylX™ Upgraded color	\$35
Straight grab bar: 18"	\$130
Straight grab bar: 24" (ea.)	\$158
Fold-up seat - phenolic teak	\$584
Tri-fold removable seat - phenolic white	\$501
Pressure balancing mixing valve	\$312
Handheld shower assembly with slide bar	\$293
Shower curtain for 60" curtain rod	\$109
Stainless steel curtain rod (60")	\$70
Designer drain, waste & overflow: BO, BN, PB, PC, WH	\$201
Finish repair kit	\$198
Grab bar reinforcement - per wall (all flat surfaces)	\$64
Crating	\$440

* Additional grab bars available. See page 158.

2603CTH











56 x 30 1/4 x 71 Interior
60 x 33 1/4 x 74 1/4 Exterior
AcrylX™ applied acrylic



ANSI configuration pictured.

ADDITIONAL FEATURES

- 16" skirt
- Smooth Tile
- LH or RH drain
- ADA, ANSI, TAS

CONFIGURATION	DRAIN	SEAT	PRICE
Base	LH	-	\$972
	RH	-	\$972
4 x 	LH	-	\$1,604
	RH	-	\$1,604
4 x  	LH	RH	\$2,105
	RH	LH	\$2,105
  4 x  	LH	RH	\$2,710
	RH	LH	\$2,710
  4 x 	LH	RH	\$2,840
	RH	LH	\$2,840

OPTIONS PRICE LIST

PRICE

AcrylX™ Stock color	No charge
AcrylX™ Upgraded color	\$35
Straight grab bar: 18"	\$130
Straight grab bar: 24" (ea.)	\$158
Fold-up seat - phenolic teak	\$584
Tri-fold removable seat - phenolic white	\$501
Pressure balancing mixing valve	\$312
Handheld shower assembly with slide bar	\$293
Shower curtain for 60" curtain rod	\$109
Stainless steel curtain rod (60")	\$70
Designer drain, waste & overflow: BO, BN, PB, PC, WH	\$201
Finish repair kit	\$198
Grab bar reinforcement - per wall (all flat surfaces)	\$64
Crating	\$440

* Additional grab bars available. See page 158.