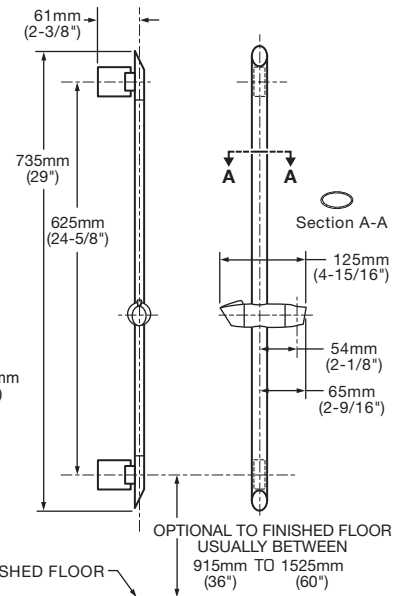
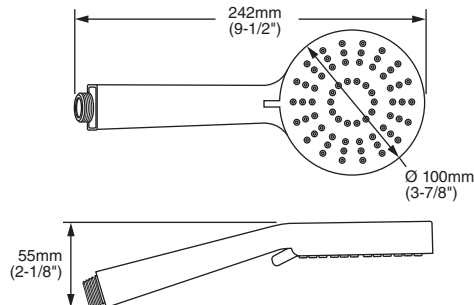
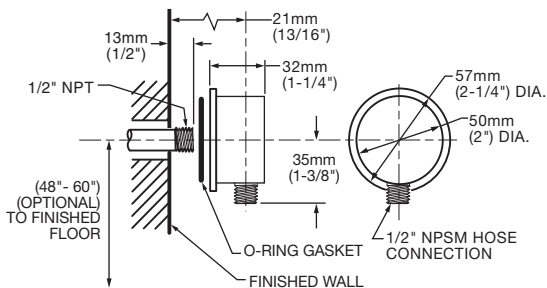


*WaterSense approval pending



GENERAL DESCRIPTION:

Complete shower system kit includes: a wall supply with 1/2" NPT female inlet, 1/2" NPSM male outlet; a 59" (1500mm) shower hose; a water saving hand shower; and a 29" Pivoting Elliptic Slide Bar. Hand shower adjusts from full spray to full/massage combination to pulsating massage. Spray pattern can be changed with the flick of the thumb. 2.0 gpm/7.6L/min. flow restrictor. Adjustable shower holder can be set at any height or position along the bar and angle up to 45°. Kit includes double check valves to prevent cross flow of hot and cold water.

PRODUCT FEATURES:

HAND SHOWER

Water Saving: Saves up to 20% in water usage.

Lightweight, Ergonomic Design: For a sure grip even with wet, soapy hands.

Simple Spray Pattern Adjustment: Spray patterns can be changed with a flick of the thumb. A true one-handed operation.

Variety of Spray Patterns: Allows the user to select the type of spray best suited to their needs.

SLIDE BAR

Simple Height Adjustment: Allows positioning of the personal shower anywhere along the bar.

SELECTION OF FINISHES

Available Finishes: Wide range of durable finishes.

SUGGESTED SPECIFICATION:

Shower system shall feature a wall supply with 1/2" NPT female inlets, 1/2" NPSM male outlet, 59" hose, hand shower and a 29" Pivoting Elliptic Slide Bar. Hand shower shall be ergonomically designed for a positive grip even when wet. Spray pattern adjustment shall be performed with simple movement of thumb without need to change grip on handle. Hand shower shall save a minimum of 20% in water usage. Kit shall include double check valves to prevent cross flow of hot and cold water. Fitting shall be American Standard Model # 1662.803._____.



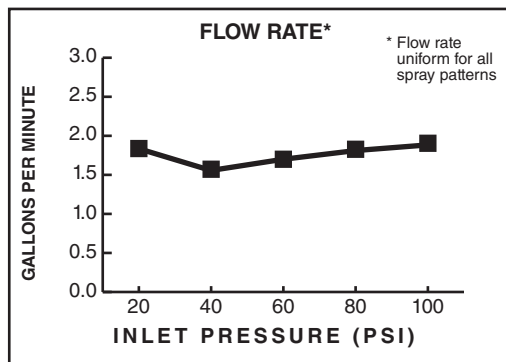
SHOWER SYSTEMS

WATER SAVING 3-FUNCTION HAND SHOWER

CODES AND STANDARDS

Install as required to comply with local code requirements.

ASME A112.18.1
CSA 125



Product Number	Description	Finish
		Polished Chrome
		002
1662.803	Shower System Kit. Contains Water Saving 3-Function Hand Shower, Hose, Wall supply and Pivoting Elliptic Slide Bar.	