

American Standard

# INSTALLATION INSTRUCTIONS

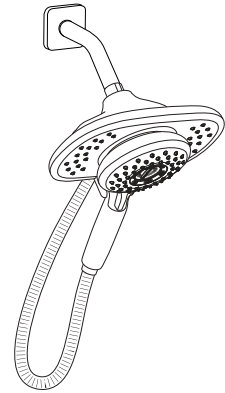
9038.254

9035.254

## SPECTRA+ DUO™ Shower Head For all Models

Thank you for selecting American Standard...  
the benchmark of fine quality for over 100 years.

To ensure that your installation proceeds smoothly-please read  
these instructions carefully before you begin.



Certified to comply with ANSI A112.18.1M

### RECOMMENDED TOOLS AND MATERIALS

Most of the procedures require the use of common tools and materials, which are available from hardware and plumbing supply stores. It is essential that the tools and materials be on hand before work is begun.



Channel Locks



Adjustable Wrench



Teflon Tape



Plumbers' Grease

### CARE AND CLEANING

**Do:** Simply rinse the product clean with clear water, dry with a soft cotton flannel cloth.

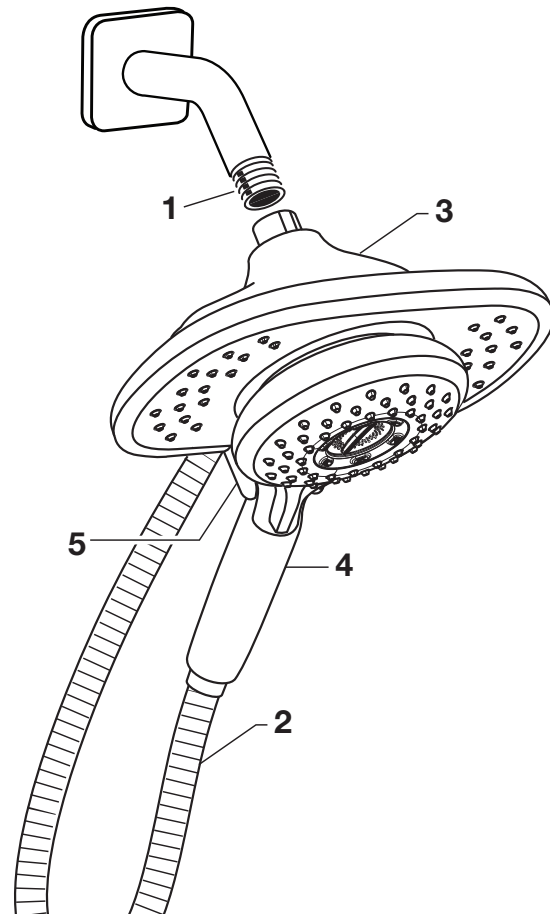
**Do Not:** Clean the product with soaps, acid, polish, abrasives, harsh cleaners, or a cloth with a coarse surface.

## 1 INSTALL DUAL SHOWER HEAD, SHOWER ARM WITH FLANGE

**CAUTION** Protect finish on SHOWER HEAD  
and TUB SPOUT when installing.

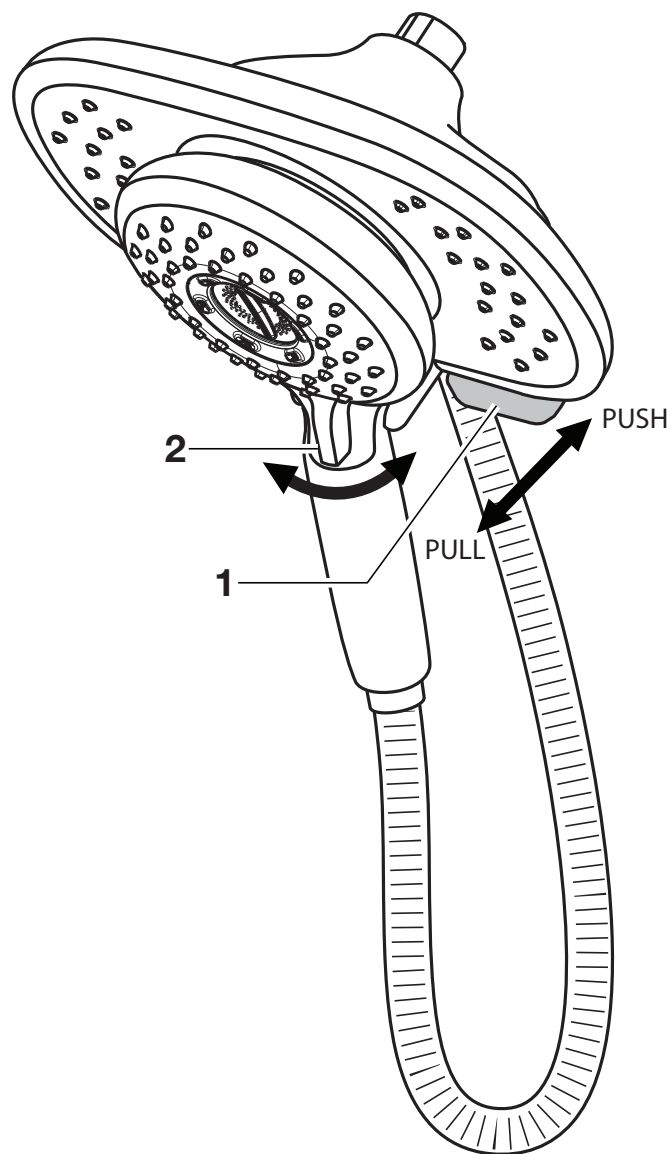
- Operate handle back to front, in COLD and HOT positions, to flush water lines thoroughly.
- Apply sealant or Teflon tape to threads on SHOWER ARM (1).
- Thread SHOWER HEAD (3) onto the SHOWER ARM (1).
- Thread SHOWER HOSE (2) onto SHOWER HEAD (3).
- Place HAND HELD SHOWER (4) in SHOWER HEAD DOCK (5) to secure it in place.

**CAUTION: Protect finish on SHOWER HEAD and ARM when installing.**



## 2 INSTALLATION TEST

- Turn water supplies on and check for leaks.
- For hand held shower and shower head **PULL** DIVERTER (1) forward and for hand shower only **PUSH** diverter back.
- Slide KNOB (2) to switch between spray pattern.



## 3 SERVICE

- Clean the Nozzles on the shower head and the Hand held shower by massaging each nozzle using your finger.
- Clogged nozzles can also be cleaned using toothbrush. Dip the toothbrush in vinegar and gently rub the nozzles with dipped toothbrush. Turn the shower on and let the water run for some time to clear the vinegar out.

### HOT LINE FOR HELP

For toll-free information and answers to your questions, call:  
1 (800) 442-1902

Mon. - Fri. 8:00 a.m. to 8:00 p.m. EST

Saturday 10:00 a.m. to 4:00 p.m. EST

IN CANADA 1-800-387-0369

(TORONTO 1-905-306-1093)

Weekdays 8:00 a.m. to 7:00 p.m. EST

IN MEXICO 01-800-839-1200



PART OF LIXIL