

## EcoStor2™ SC Solar Indirect System Single Coil Electric Backup Models



Photo is of  
S-DW2-60R6DS

### The EcoStor2™ Single Coil Models feature:

- **Internal Double Wall Heat Exchanger**—Double Wall 1½" O.D. glass coated (Vitrage®) steel coil ensures separation of potable water and heating fluid. The coil has a heat transfer area of 14.2 sq. ft. and a stored water volume of 2.5 gal. Maximum supply temperature from the solar collector must not exceed 250°F.
- 3/4" NPT Front Supply and Return Connections.
- **Sensor Wires for Solar Thermistor Connections**—Twisted wires are provided under the Upper and Lower covers. These wires have been provided as a means for connecting thermistors to a solar controller (Thermistors and Solar Controller are not provided).
- **Backup Element(s)**—A dual, or single backup heating element provides heat only when solar energy does not satisfy demand. Dual element models allow entire tank to hold hot water during periods where solar heating is not available.
- **Factory Installed Hydrojet® Total Performance System**—Sediment reducing device that also increases first hour delivery of hot water while minimizing temperature build-up in tank.
- **Vitrage® Lining**—An exclusively engineered enamel formula that provides superior tank protection from the highly corrosive effects of hot water. This formula (Vitrage®) is fused to the steel surface by firing at a temperature of over 1600°F (871°C).
- **Fully Automatic Thermostat Controls**—Fast acting surface-mount thermostat with high limit energy cut-off (manual reset) for safety. Factory installed sensitive manual reset energy cutoff for safety to prevent overheating.
- **Insulation System**—2" (51mm) Non-CFC foam insulation covers the sides and top of the tank, reducing heat loss. This results in less energy consumption, improved efficiencies, and jacket rigidity.
- **Water Connections**—3/4" (19mm) NPT factory-installed true dielectric fittings extend water heater life and simplify water line connections.
- **Two Protective Anode Rods**—Provide added protection against corrosion for long-term, trouble-free service.
- **Direct Heat Transfer With Immersed INCOLOY® Element(s)**—Transfers heat directly and efficiently to the water. Screw-in style.
- **T&P Relief Valve**—Included.
- **Low Restriction Brass Drain Valve**—Durable tamper proof design.
- **Thermostatic Mixing Valve (ASSE Approved)**—Included.



### 6 Year Limited Tank Warranty / 6-Year Limited Warranty on Component Parts.

For more information on warranty, please visit [www.bradfordwhite.com](http://www.bradfordwhite.com)

For products installed in USA, Canada and Puerto Rico. Some states do not allow limitations on warranties. See complete copy of the warranty included with the heater.

MANUFACTURED UNDER ONE OR MORE OF THE FOLLOWING U.S. PATENTS: 5,682,666; 7,634,976; 5,660,165; 5,954,492; 6,056,542; 6,935,280; 5,372,185; 5,485,879; 5,574,822; 7,971,560; 7,992,526; 6,684,821; 6,442,178; 7,334,419; 7,866,168; 7,270,087; 7,007,748; 5,596,952; 6,142,216; 7,699,026; 5,341,770; 7,337,517; 7,665,211; 7,665,210; 7,063,132; 7,063,133; 7,559,293; 7,900,589; 5,943,984; 8,082,888; 5,988,117; 7,621,238; 7,650,859; 5,761,379; 7,409,925; 5,277,171; 8,146,772; 7,458,341; 2,262,174. OTHER U.S. AND FOREIGN PATENT APPLICATIONS PENDING. CURRENT CANADIAN PATENTS: 2,314,845; 2,504,824; 2,108,186; 2,143,031; 2,409,271; 2,548,958; 2,112,515; 2,476,685; 2,239,007; 2,092,105; 2,107,012. Vitrage® and Hydrojet® are registered trademarks of Bradford White® Corporation.

# EcoStor2™ Indirect Water Heater System

## Single Coil Electric Backup Models

Meet or exceed ASHRAE 90.1b (current standard)

Model Number	Capacity		Recovery at 90°F Rise*		A Floor to Heater Top	B Jacket Dia.	C Floor to Water Conn.	D Floor to T&P Conn.	E Floor to Solar Collector Supply in.	F Floor to Solar Collector Return in.	Approx. Shipping Weight
	U.S. Gal.	Imp. Gal.	U.S. GPH	Imp. GPH	in.	in.	in.	in.	in.	in.	lbs.
S-DW2-60R6DS	60	50	20	18	59 1/4	22	63 1/4	53	29 1/2	7 3/8	217
S-DW2-75R6DS	75	62	20	18	59 1/4	24	63 1/4	53	29 1/2	7 3/8	241
S-DW2-115R6DS	115	96	20	18	62 3/4	28 1/4	66 3/4	55 3/4	29 1/2	7 3/8	345

Model Number	Capacity		Recovery at 50°C Rise*		A Floor to Heater Top	B Jacket Dia.	C Floor to Water Conn.	D Floor to T&P Conn.	E Floor to Solar Collector Supply mm.	F Floor to Solar Collector Return mm.	Approx. Shipping Weight
	Liters		Liters/Hour		mm.	mm.	mm.	mm.	mm.	mm.	kg.
S-DW2-60R6DS	227		76		1504	559	1607	1346	749	187	96
S-DW2-75R6DS	283		76		1504	609	1607	1346	749	187	108
S-DW2-115R6DS	435		76		1593	717	1695	1416	749	187	155

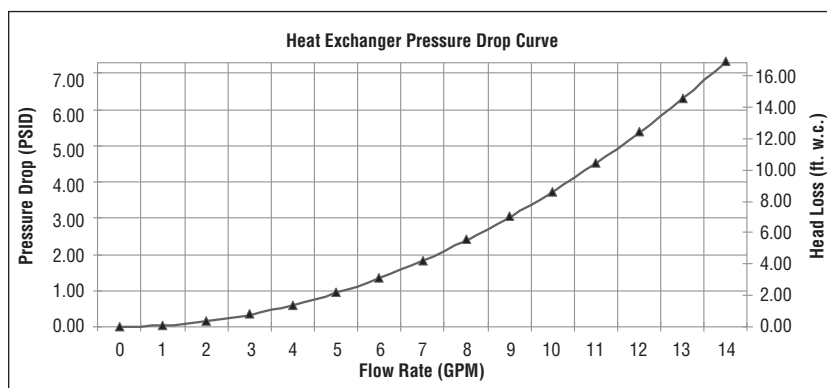
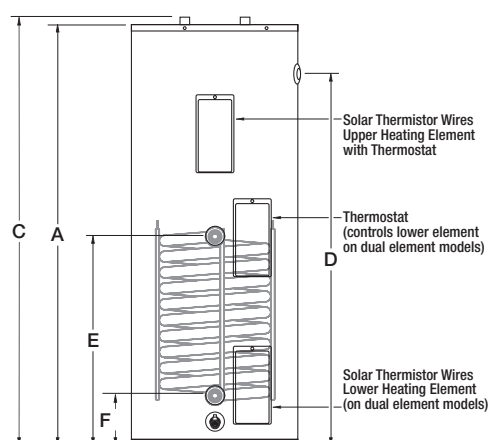
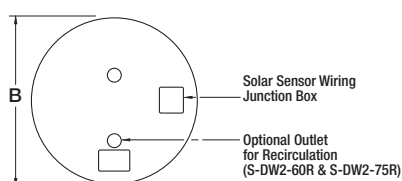
\*Based on standard 240 volt 4500W/4500W, Non-Simultaneous operation.

Optional 5500W/5500W, Non-Simultaneous operation.

For single element models change suffix "D" to "S".

### Electric Backup Water Heater Ratings

Model Number	First Hour Supply (Gal.) Single Element	First Hour Supply (Gal.) Dual Element	Standby Heat Loss Rating (°F/Hr.)
S-DW2-60R6DS	46	84	1.1
S-DW2-75R6DS	53	97	0.9
S-DW2-115R6DS	83	124	0.7



### General

All electric water heaters are certified at 300 PSI test pressure (2068 kPa) and 150 PSI working pressure (1034 kPa). All potable water and electrical connections are 3/4" NPT (19mm) on 8" (203mm) centers. All models ETL listed.

**Dimensions and specifications subject to change without notice in accordance with our policy of continuous product improvement.**

Toxic chemicals, such as those used for boiler treatment, shall NEVER be introduced into the potable side of this system. The potable side may NEVER be connected to any existing heating system or component(s) previously used with a non-potable water heating appliance.



Ambler, PA

For U.S. and Canada field service, contact your professional installer or local Bradford White sales representative.

Sales 800-523-2931 • Fax 215-641-1670 / Technical Support 800-334-3393 • Fax 269-795-1089 • Warranty 800-531-2111 • Fax 269-795-1089

International: Telephone 215-641-9400 • Telefax 215-641-9750 / [www.bradfordwhite.com](http://www.bradfordwhite.com)

**BRADFORD WHITE-CANADA** INC. Sales / Technical Support 866-690-0961 / 905-238-0100 • Fax 905-238-0105 / [www.bradfordwhite.com](http://www.bradfordwhite.com)

**Built to be the Best™**

©2016, Bradford White Corporation. All rights reserved.