

FEATURES

- Single washbasin made of pressure-cast fireclay. Must order washbasin with sink on right or sink on left.
- Cata-glaze, lifetime treatment. A total bacteria-proof barrier.
- Install wall-hung, sit-on or on base cabinet.
- 0 up to 3 faucet holes. Must specify number of holes and hole position.
- ADA compliant when installed to the specific requirements of these regulations.

OPTIONS

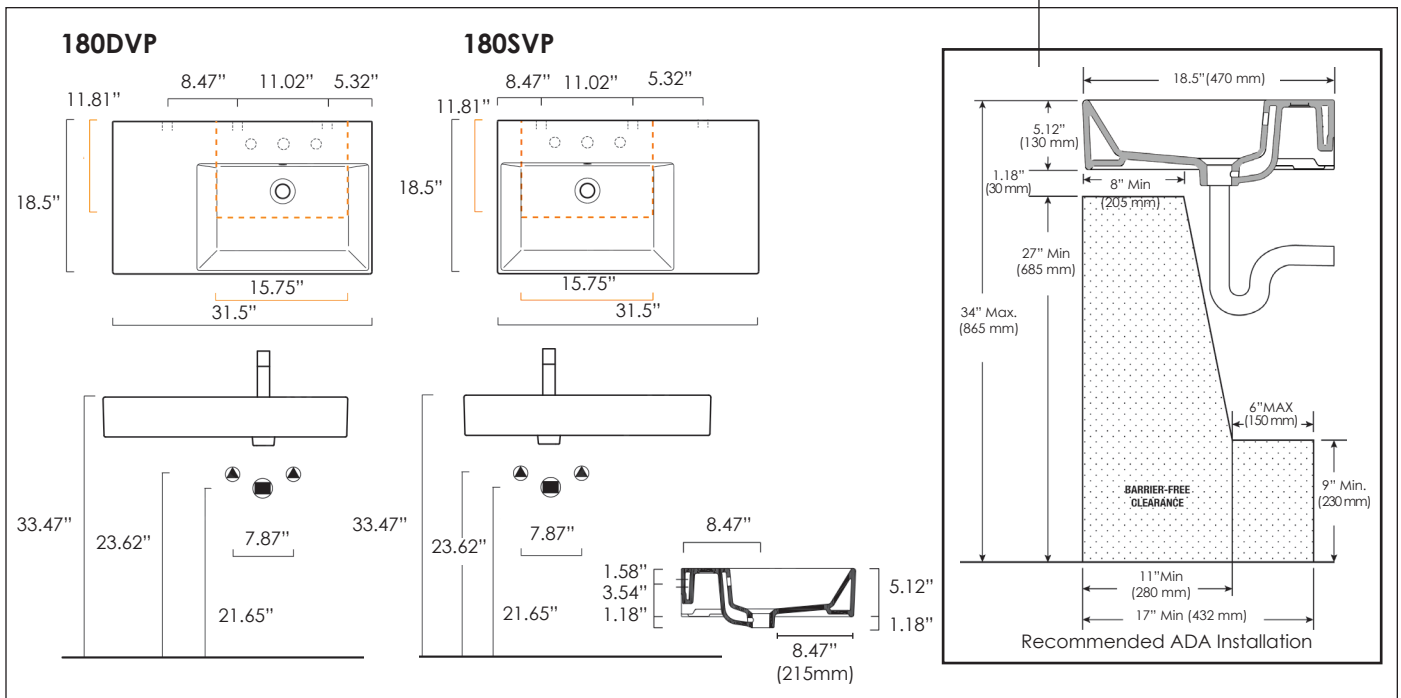

- 5P75N Front Towel Rail constructed of brass with chrome finish.

SIZE: W31.5" x D18.7" x H6.3"


SHIP WEIGHT: 52.91 lbs.

To Be Specified: Sink Position

	Model No.	Sink Position	Color
<input type="checkbox"/>	180DVP00	right hand sink	White
<input type="checkbox"/>	180SVP00	left hand sink	White



Compliance Certification - Meets or Exceeds the Following Specifications:

 **Meets the Americans with Disabilities Act Guidelines and ANSI A117.1 - Accessible and Usable Buildings and Facilities - Check Local Codes.** Top of front rim mounted 864mm (34") from finished floor.