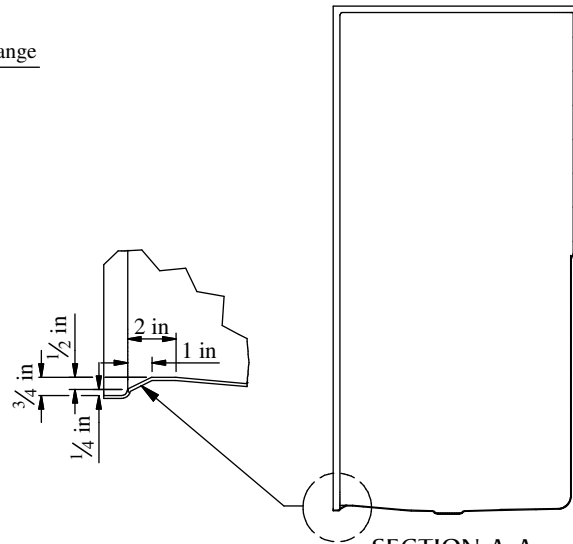
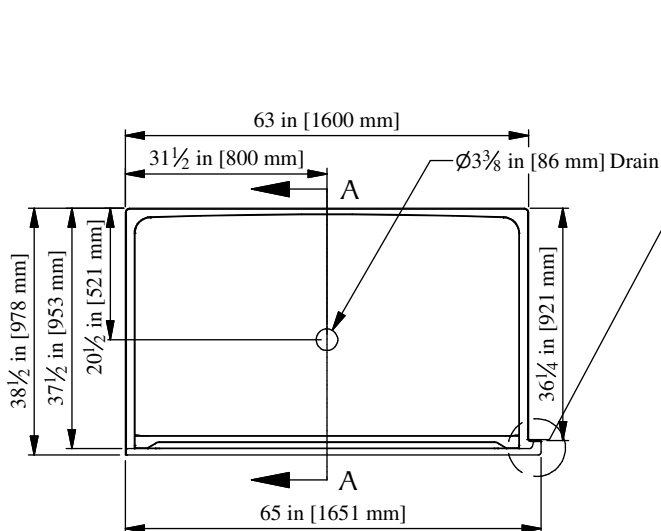


ELEVATION



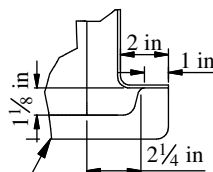
SECTION A-A



PLAN

63" (overall width 65") Barrier-Free Shower  
w/ 3/4" [19mm] Threshold  
& Left or Right Hand Return Flange

Right Side Return Flange (6538BF34) Shown  
CENTER DRAIN



## **PRODUCT SPECIFICATIONS:**

- Special installation instruction for this unit must be followed carefully.
- Product complies with NAHB, HUD UM-73A, and CSA B45.5-17/ IAPMO Z124-2017.
- This unit can be reinforced to meet the accessibility requirements for Type B dwellings upon request.
- When properly accessorized and installed, product will meet requirements of ADA (2010 Std), ICC/ANSI A117.1-2017, ABA or UFAS.
- Product has a Class B fire rating as determined by ASTM E-84 test method.
- Reinforced & slip resistant floor.
- Integral 1" [25mm] nailing flange.
- Integral 1" [25mm] floor nailing flange.
- Integral return flange available on right hand (Model #6538BF34) or left hand (Model #6539BF34).
- Shower Area: W- 60" [1524mm] x D- 36" [914mm]
- Door Opening: W- 60" [1524mm] x H- 75-3/4" [1924mm]
- All dimensions =/- 1/2" [12.8mm]
- Clarion Bathware reserves the right to change design and/or dimensions.
- Dimensions are the same for RE, MP, and all other versions of this model.

## 6538BF34 or 6539BF34

63" (overall width 65") Barrier-Free Shower w/ 3/4" [19mm] Threshold, Left or Right Hand Return Flange, & Center Drain

**Clarion**  
 BATHWARE  
 44 Amsler Ave.  
 Shippensburg, PA 16254

Phone: (814) 226-5374  
 Toll Free: (800) 576-9228  
 Fax: (814) 226-0730  
 www.clarionbathware.com

Signatures For Approval:

Customer: \_\_\_\_\_  
 Arch./Engr: \_\_\_\_\_

Date: \_\_\_\_\_

Quote #: \_\_\_\_\_  
 Job Name: \_\_\_\_\_

DWG. #

6538BF34 or  
 6539BF34 -CUT

By: NMH

Date: 1/02/2018