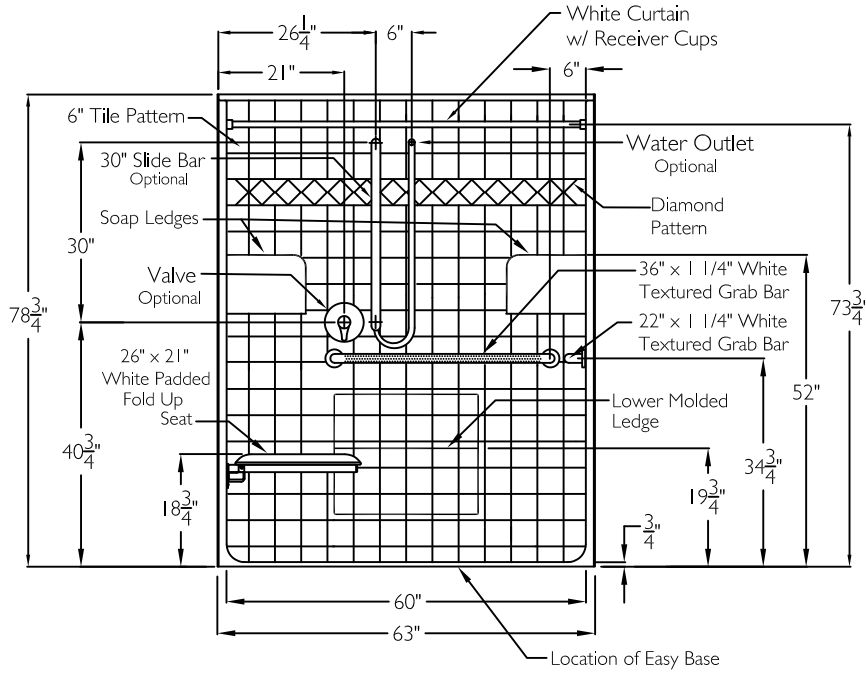
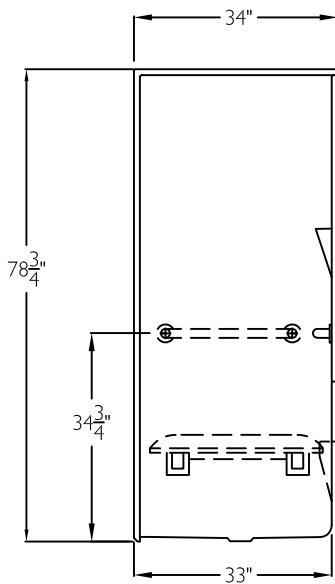


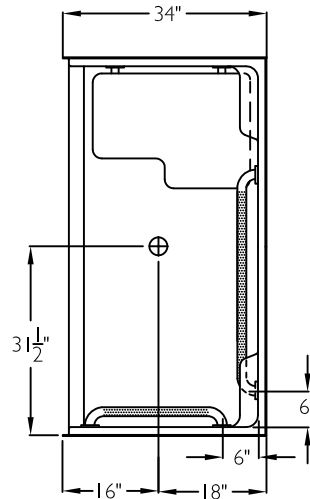
FRONT VIEW



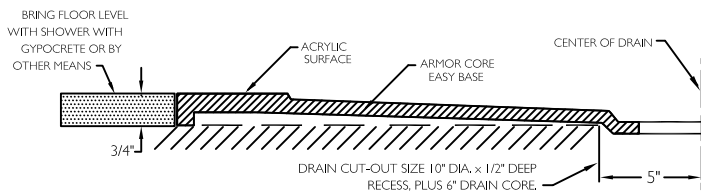
SIDE VIEW



TOP VIEW



CROSS SECTION OF THRESHOLD



SUBMITTAL

This shower enclosure shall be model XST 6334 BF .75, left or right. Finished surface shall be of a sanitary grade applied acrylic. The base shall be attached to the sump in such a manner to form an integral part with an inner and outer coating of polyester resin. Unit construction shall be of a molded reinforced fiberglass with a 15% minimum fiberglass content.

The unit shall have outside dimensions of 63" x 34" x 78 3/4". The unit shall meet CSA B45.5-11, HUD-UM73, ADA, ANSI A117.1, MAS, and Home Innovation Research Lab.

HANDED BY THE SEAT

The enclosure shall be equipped with the following accessories:
1) One 36" x 1 1/4" diameter white textured horizontal grab bar on the back wall, 2) One 22" x 1 1/4" diameter white textured horizontal grab bar on the side wall, both with 1 1/2" statute clearance, mounted with stainless steel bolts, and secured from the rear with 3" x 3" x 11-gauge metal mounting plates, 3) 26" x 21" white frameless padded fold up seat, 4) One inch diameter, 18-gauge white curtain rod with receiver cups, 5) Molded corner soap ledges, 6) Lower molded ledge, 7) Tri-Cell backing on all walls, 8) Factory installed Armor Core Easy Base, 9) 3/4" threshold.

OPTIONAL ACCESSORIES:

Factory Plumbing Install Option: ☐ YES ☐ NO

☐ PB Pressure Balancing Mixing Valve (ADA / ANSI / MAS)

☐ HH Hand held shower assembly with slide bar, vacuum breaker and 60" hose (ADA / ANSI / MAS)

THIS UNIT FEATURES THE OUTSIDE DIMENSION OF 63" OF OVERALL WIDTH. THIS DOES NOT ALLOW FOR FULL ENCLOSURE OF THE BOLTS AND NUTS USED TO SECURE THE BARS AND SEAT IN PLACE. THE BOLT AND NUT COMBINATION SHOULD NOT PROTRUDE MORE THAN 3/4" ON EITHER SIDE OF THE SHOWER WALLS. THIS MAY REQUIRE THE NEED TO NOTCH STUDS TO ALLOW BOLT CLEARANCE FOR A DRYWALL ENCLOSED FIRE WALL INSTALLATION. ADJUSTMENT OF THE WALL BOARD MAY BE NECESSARY TO PROVIDE CLEARANCE OF THE BOLT(S) WHILE MAINTAINING THE INTEGRITY OF THE DRYWALL ENCLOSED FIRE WALL ENCLOSURE.

NOTE: THIS UNIT WILL NOT ACCEPT A DOOR.

Job Name	Approved By Print Name		Date	COMFORT DESIGNS	
Project No	Approved By Signature			Model No. XST 6334 BF .75 L-Bar MAS-I	
Comfort Designs 435 Industrial Road Savannah, TN 38372 tel 800.443.7269 fax 731.925.4290 www.comfortdesignsbathware.com	Architect			Drawing No. XST 6334 BF .75 WTHBW WTHSW FPD WCR Tri-Cell Easy Base	
	Engineer			Date Issued. 4-3-12	Drawing Rev. 4-14-17
	Rep			Material. Acrylic Surface	
	Wholesaler			Color.	
	Comments			Dimensions are in inches. Due to the nature of the materials dimensions may vary $\pm 1/2"$	