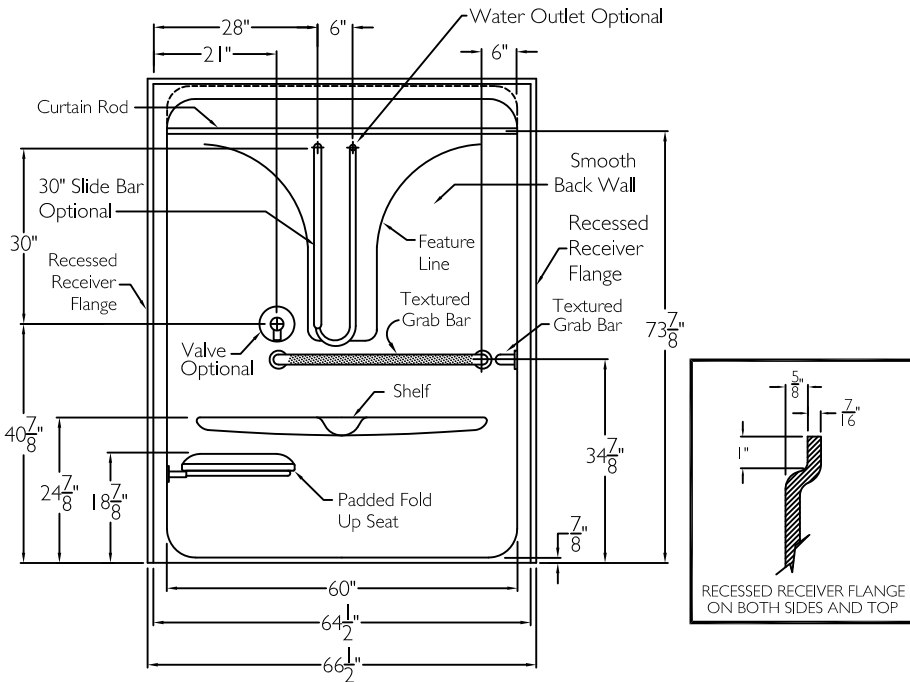
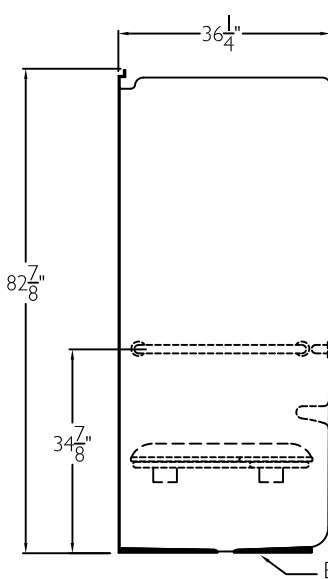


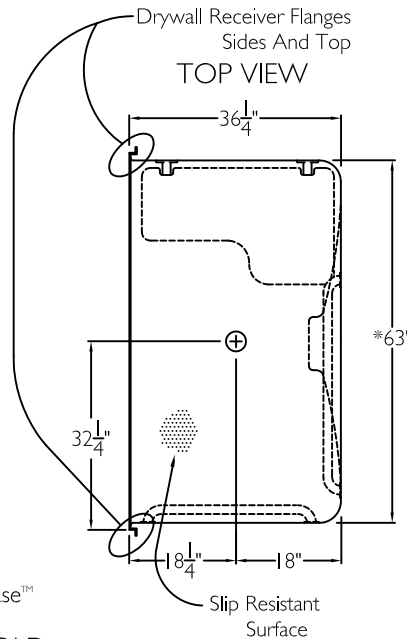
FRONT VIEW



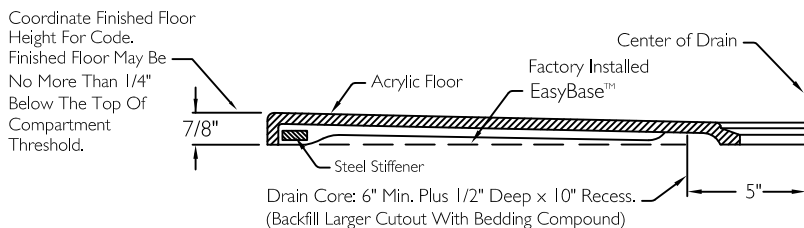
SIDE VIEW



TOP VIEW



CROSS SECTION OF THRESHOLD



SUBMITTAL

This shower enclosure shall be model XSA 6436 BF .875 right, or left. Finished surface shall be of a sanitary grade acrylic exhibiting a minimal thickness of 15 dry mils and a finished cured Barcoal hardness of 80-90 as tested with ASTM D-2583. Unit construction shall be of a molded reinforced fiberglass with a 15% minimum fiberglass content.

The unit shall have outside dimensions of 66 1/2" x 36 1/4" x 82 7/8". The unit shall meet ANSI Z124.1-2, ANSI A117.1, ADA, HUD, MAS, CSA, BOCA, Home Innovation Research Lab, UPC, and shall meet the requirements of the Southern Building Code.

HANDED BY THE SEAT

The enclosure shall be equipped with the following accessories:

- 1) One 36" x 1 1/4" diameter 18 gauge white textured grab on the back wall,
- 2) One 28" x 1 1/4" 18 gauge white textured grab bar on the side wall, both with 1 1/2" statute clearance, secured from the rear with stainless steel bolts and 3" x 3" x 11 gauge metal mounting plates,
- 3) White 32" x 21" frameless padded fold up seat,
- 4) Smooth back wall with no diamond pattern,
- 5) Molded shelf,
- 6) One inch diameter 18 gauge white curtain rod,
- 7) Tri cell backing,
- 8) EasyBase™ self sustaining bottom,
- 9) Molded drywall recessed receiver flange on both sides and across the top,
- 10) 7/8" threshold.

OPTIONAL ACCESSORIES:

Factory Plumbing Install Option: ☐ YES ☐ NO

☐ PB Pressure Balancing Mixing Valve (ADA / ANSI)

☐ HH Hand held shower assembly with slide bar, vacuum breaker and 60" hose (ADA / ANSI)

THIS UNIT FEATURES THE OUTSIDE DIMENSION OF 66 1/2" OF OVERALL WIDTH. THIS DOES NOT ALLOW FOR FULL ENCLOSURE OF THE BOLTS AND NUTS USED TO SECURE THE BARS AND SEAT IN PLACE. THE BOLT AND NUT COMBINATION SHOULD NOT PROTRUDE MORE THAN 3/4" ON EITHER SIDE OF THE SHOWER WALLS. THIS MAY REQUIRE THE NEED TO NOTCH STUDS TO ALLOW BOLT CLEARANCE FOR A DRYWALL ENCLOSED FIRE WALL INSTALLATION. ADJUSTMENT OF THE WALL BOARD MAY BE NECESSARY TO PROVIDE CLEARANCE OF THE BOLT(S) WHILE MAINTAINING THE INTEGRITY OF THE DRYWALL ENCLOSED FIRE WALL ENCLOSURE.

NOTE: THIS UNIT WILL NOT ACCEPT A DOOR.

Job Name	Approved By Print Name	Date	COMFORT DESIGNS	
Project No	Approved By Signature		Model No. XSA 6436 BF .875 L-Bar-I	
Comfort Designs 435 Industrial Road Savannah, TN 38372 tel 800.443.7269 fax 731.925.4290 www.comfortdesignsbathware.com	Architect		Drawing No. XSA 6436 BF .875 WTHBW WTHSW FPD WCR RF TC Easy Base	
	Engineer		Date Issued, 4-4-12	Drawing Rev. 7-3-14
	Rep		Material. Acrylic	
	Wholesaler		Color.	
	Comments		Dimensions are in inches. Due to the nature of the materials dimensions may vary ± 1/2"	