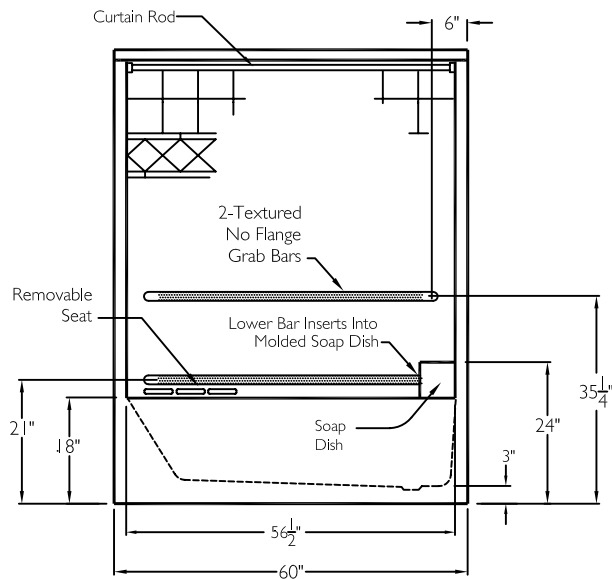
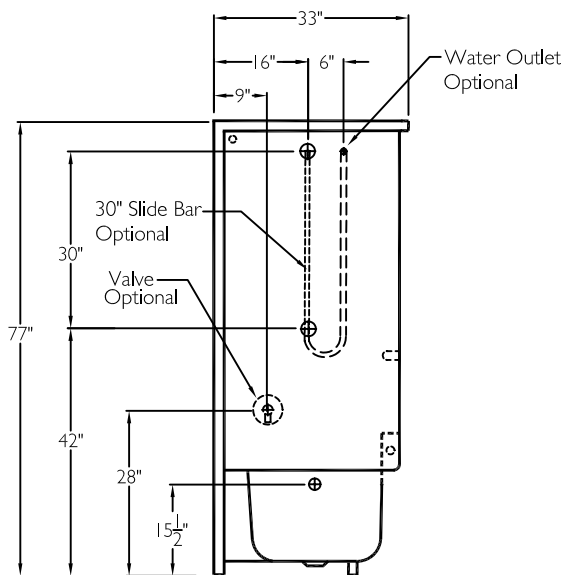


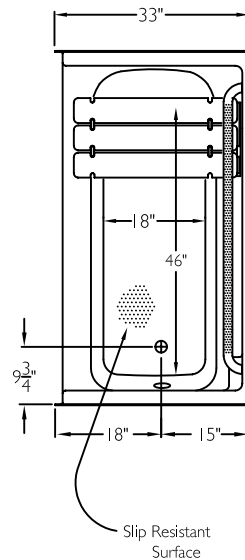
FRONT VIEW



SIDE VIEW



TOP VIEW



SUBMITTAL

This shower enclosure shall be model SST 6032 TS MAS. Finished surface shall be of a sanitary grade solid surface exhibiting a minimal thickness of 55 dry mils and a finished cured Barcoal hardness of 80-90 as tested with ASTM D-2583. Unit construction shall be of a molded reinforced fiberglass with a 15% minimum fiberglass content.

The unit shall have outside dimensions of 60" x 33" x 77".

The unit shall meet ANSI Z124 I-2, MAS, HUD, BOCA, NAHB, UPC, CSA, and shall meet the requirements of the Southern Building Code.

The enclosure shall be equipped with the following accessories:
1) two 48" x 1 1/2" diameter 18 gauge stainless steel peened grab bars, on the back wall, both with 1 1/2" statute clearance, secured from the rear with stainless steel bolts and 3" x 3" x 11 gauge metal mounting plates, 2) 28" x 15" white removable seat, 3) one inch diameter, 18 gauge stainless steel curtain rod with receiver cups, 4) tri cell backing, 5) tile finish, 6) diamond accents, 7) molded soap dish.

OPTIONAL ACCESSORIES:

Factory Plumbing Install Option: ☐ YES ☐ NO

☐ PB Pressure Balancing Mixing Valve (MAS)

☐ HH Hand held shower assembly with slide bar, vacuum breaker and 60" hose (MAS)

THIS UNIT FEATURES THE OUTSIDE DIMENSION OF 60" OF OVERALL WIDTH. THIS DOES NOT ALLOW FOR FULL ENCLOSURE OF THE BOLTS AND NUTS USED TO SECURE THE BARS AND SEAT IN PLACE. THE BOLT AND NUT COMBINATION SHOULD NOT PROTRUDE MORE THAN 3/4" ON EITHER SIDE OF THE SHOWER WALLS. THIS MAY REQUIRE THE NEED TO NOTCH STUDS TO ALLOW BOLT CLEARANCE FOR A DRYWALL ENCLOSED FIRE WALL INSTALLATION. ADJUSTMENT OF THE WALL BOARD MAY BE NECESSARY TO PROVIDE CLEARANCE OF THE BOLT(S) WHILE MAINTAINING THE INTEGRITY OF THE DRYWALL ENCLOSED FIRE WALL ENCLOSURE.

NOTE: THIS UNIT WILL NOT ACCEPT A DOOR.

Job Name	Approved By	Name	Date	COMFORT DESIGNS	
Project No	Architect			Model No. SST 6032 TS MAS-I	
Comfort Designs 435 Industrial Road Savannah, TN 38372 tel 800.443.7269 fax 731.925.4290 www.comfortdesignsbathware.com	Engineer			Drawing No. SST 6032 TS 2-SS, Peened No Flange Grab Bars RS CR VP	
	Rep			Date Issued. 3-31-12	Drawing Rev.
	Wholesaler			Material. Solid Surface	
	Comments			Color.	
				Dimensions are in inches. Due to the nature of the materials dimensions may vary $\pm 1/2"$	