

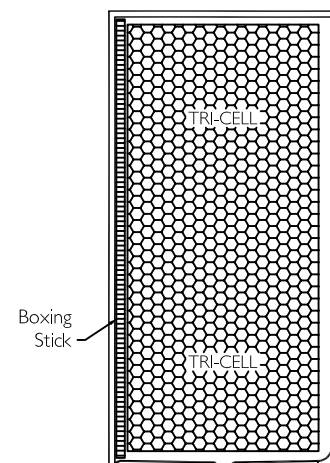
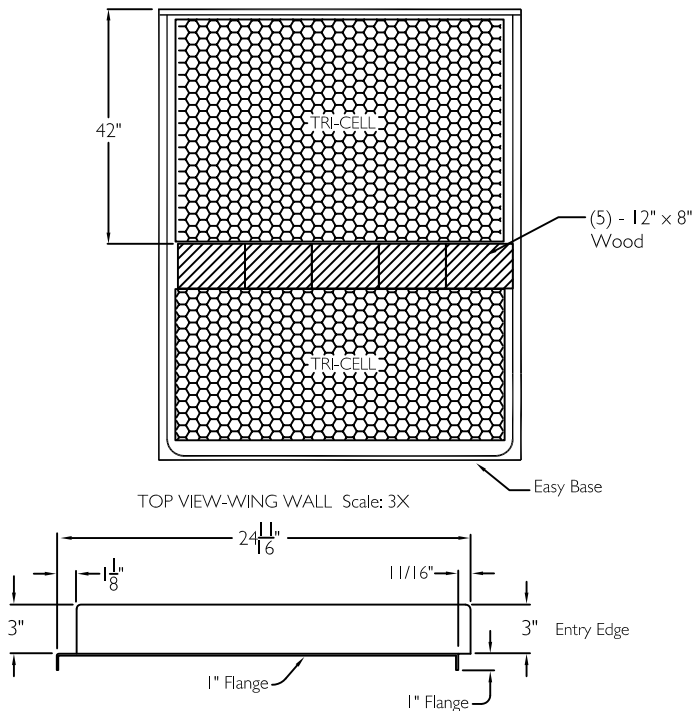
Job Name	Approved By Print Name	Date	COMFORT DESIGNS	
Project No	Approved By Signature		Model No. SST 6542 BF COL .875 WW MOD	
Comfort Designs 435 Industrial Road Savannah, TN 38372 tel 800.443.7269 fax 731.925.4290 www.comfortdesignsbathware.com	Architect		Drawing No. SST 6542 BF COL .875 HBW HSW WGPB Loose Wing Wall Loose CR CBC Tri-Cell Easy Base	
	Engineer		Date Issued. 4-4-12	Drawing Rev. 6-8-16
	Rep		Material. Solid Surface	
	Wholesaler		Color.	
	Comments	Dimensions are in inches. Due to the nature of the materials dimensions may vary $\pm 1/2"$		

BOARD PLACEMENT

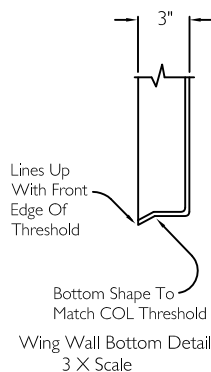
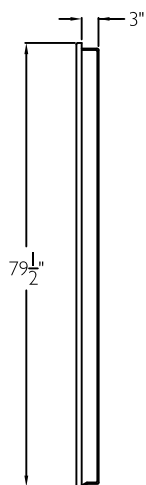
Board placement drawing: SST 6542 BF

FRONT VIEW

SIDE VIEW

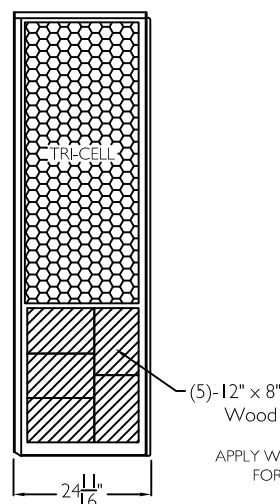


SIDE VIEW-WING WALL



TOP VIEW-WING WALL

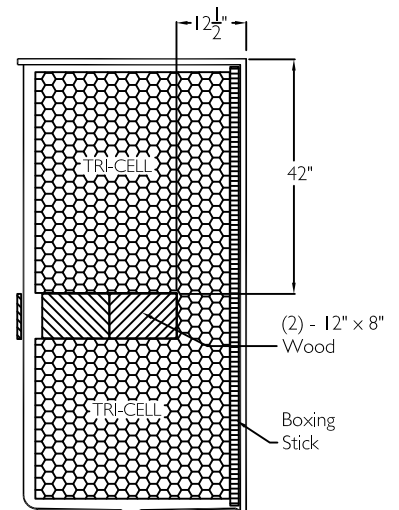
BACK VIEW-WING WALL



APPLY WOOD TO WING WALL FOR FOLD UP SEAT.

Wing Wall and Seat Field Installed By Others.

SIDE VIEW



Job Name	Approved By	Name	Date	COMFORT DESIGNS	
Project No	Architect			Model No. SST 6542 BF COL .875 WW	
Comfort Designs 435 Industrial Road Savannah, TN 38372 tel 800.443.7269 fax 731.925.4290 www.comfortdesignsbathware.com	Engineer			Drawing No. SST 6542 BF COL .875 HBW HSW WGPB Loose Wing Wall Loose CR CBC Tri-Cell Easy Base-BP	
	Rep			Date Issued. 6-25-12	Drawing Rev. 6-8-16
	Wholesaler			Material. Solid Surface	
	Comments			Color.	
				Dimensions are in inches. Due to the nature of the materials dimensions may vary $\pm 1/2"$	