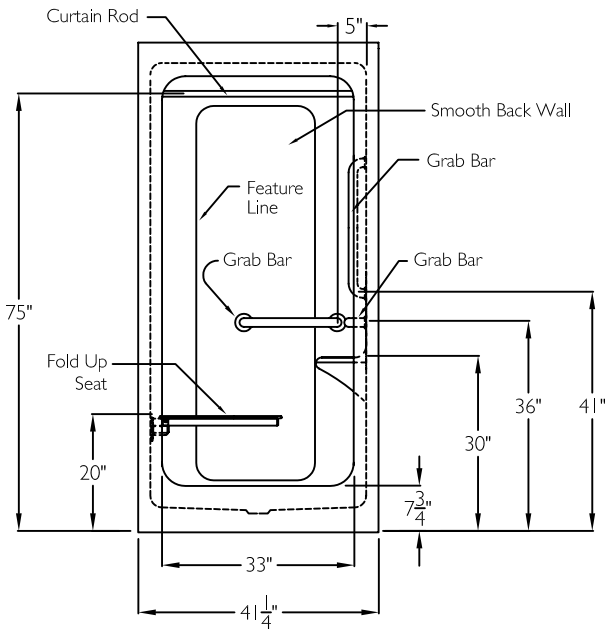
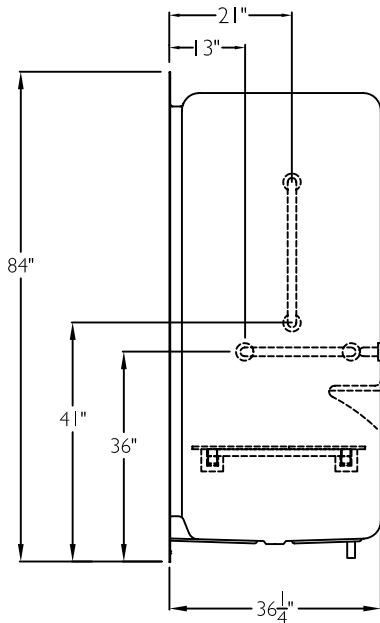


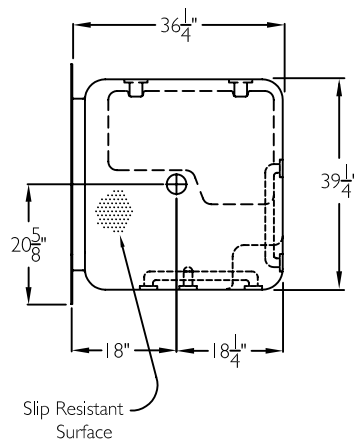
FRONT VIEW



SIDE VIEW



TOP VIEW



SUBMITTAL

This shower enclosure shall be model XSA 4136 SH 7.75" right, or left. Finished surface shall be of a sanitary grade acrylic exhibiting a minimal thickness of 15 dry mils and a finished cured Barcoal hardness of 80-90 as tested with ASTM D-2583. Unit construction shall be of a molded reinforced fiberglass with a 15% minimum fiberglass content.

The unit shall have outside dimensions of 41 1/4" x 36 1/4" x 84". The unit shall meet ANSI Z124.1-2, HUD, FHA, BOCA, NAHB UPC, and shall meet the requirements of the Southern Building Code.

The enclosure shall be equipped with the following accessories:

- 1) One 16" x 1 1/4" diameter 18 gauge white grab bar horizontal on the back wall,
- 2) one 18" x 1 1/4" diameter 18 gauge white grab bar, horizontal on the valve wall,
- 3) one 24" x 1 1/4" diameter 18 gauge white grab bar, vertical on the valve wall, all with 1 1/2" statute clearance, secured from the rear with stainless steel bolts and 3" x 3" x 11 gauge metal mounting plates,
- 4) white 28 1/2" x 21" frameless HDPE fold up seat,
- 5) molded shelf on the back wall,
- 6) one inch diameter, 18 gauge white curtain rod,
- 7) tri cel backing,
- 8) smooth back wall, with no diamond pattern,
- 9) 7.75" threshold.

THIS UNIT FEATURES THE OUTSIDE DIMENSION OF 41 1/4" OF OVERALL WIDTH. THIS DOES NOT ALLOW FOR FULL ENCLOSURE OF THE BOLTS AND NUTS USED TO SECURE THE BARS AND SEAT IN PLACE. THE BOLT AND NUT COMBINATION SHOULD NOT PROTRUDE MORE THAN 3/4" ON EITHER SIDE OF THE SHOWER WALLS. THIS MAY REQUIRE THE NEED TO NOTCH STUDS TO ALLOW BOLT CLEARANCE FOR A DRYWALL ENCLOSED FIRE WALL INSTALLATION. ADJUSTMENT OF THE WALL BOARD MAY BE NECESSARY TO PROVIDE CLEARANCE OF THE BOLT(S) WHILE MAINTAINING THE INTEGRITY OF THE DRYWALL ENCLOSED FIRE WALL ENCLOSURE.

NOTE: THIS UNIT WILL NOT ACCEPT A DOOR.

Job Name	Approved By	Name	Date	COMFORT DESIGNS	
Project No	Architect			Model No. XSA 4136 SH 7.75-I	
Comfort Designs 435 Industrial Road Savannah, TN 38372 tel 800.443.7269 fax 731.925.4290 www.comfortdesignsbathware.com	Engineer			Drawing No. XSA 4136 SH 7.75 WHBW WHSW WWSW FHDP WCR	
	Rep			Date Issued. 6-5-12	Drawing Rev.
	Wholesaler			Material. Acrylic	
	Comments			Color.	
				Dimensions are in inches. Due to the nature of the materials dimensions may vary ± 1/2"	