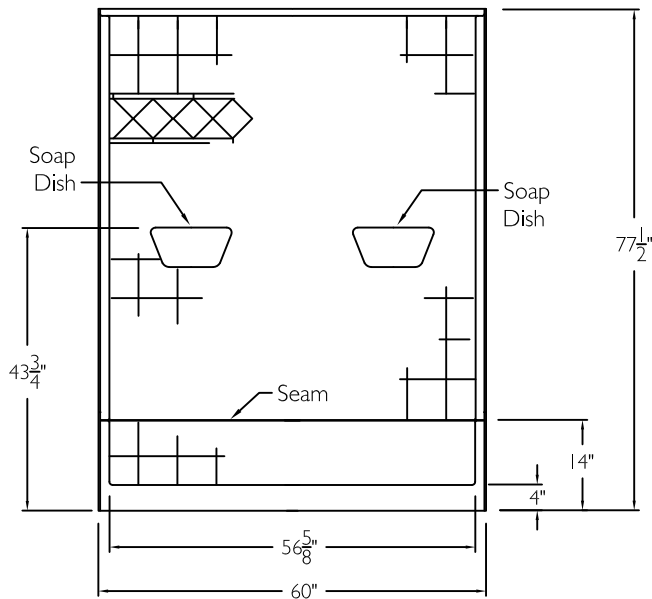


FRONT VIEW



SUBMITTAL

This shower enclosure shall be model XST 3060 SHKD 4P 4.0, left or right. Finished surface shall be of a sanitary grade applied acrylic. The base shall be attached to the sump in such manner to form an integral part with an inner and outer coating of polyester resin. Unit construction shall be of a molded reinforced fiberglass with a 15% minimum fiberglass content.

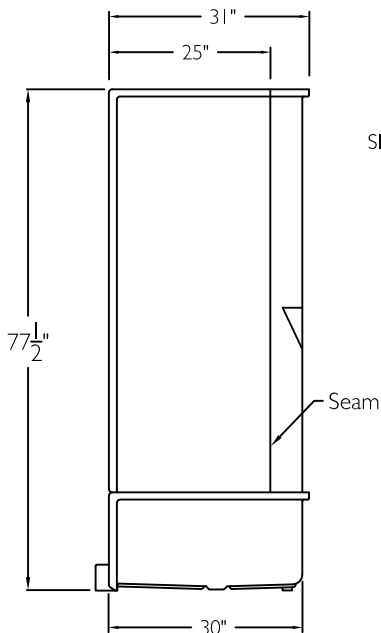
The unit shall have outside dimensions of 60" x 33" x 77 1/2". The unit shall meet CSA B45.5-I I, HUD-UM73, and Home Innovation Research Lab.

HANDED BY THE DRAIN

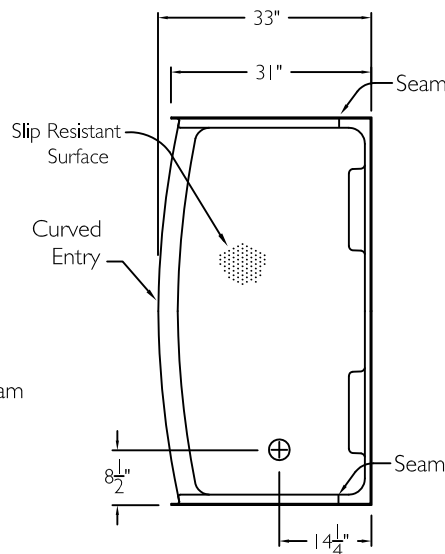
The enclosure shall be equipped with the following accessories:

- 1) Molded corner soap dishes on the back wall,
- 2) Tile pattern on walls,
- 3) Diamond accents,
- 4) Curved front dam,
- 5) Four piece sectional design,
- 6) Left or right drain location,
- 7) 4.0" Threshold.

SIDE VIEW



TOP VIEW



THIS UNIT FEATURES THE OUTSIDE DIMENSION OF 60" OF OVERALL WIDTH. THIS DOES NOT ALLOW FOR FULL ENCLOSURE OF THE BOLTS AND NUTS USED TO SECURE THE BARS AND SEAT IN PLACE. THE BOLT AND NUT COMBINATION SHOULD NOT PROTRUDE MORE THAN 3/4" ON EITHER SIDE OF THE SHOWER WALLS. THIS MAY REQUIRE THE NEED TO NOTCH STUDS TO ALLOW BOLT CLEARANCE FOR A DRYWALL ENCLOSED FIRE WALL INSTALLATION. ADJUSTMENT OF THE WALL BOARD MAY BE NECESSARY TO PROVIDE CLEARANCE OF THE BOLT(S) WHILE MAINTAINING THE INTEGRITY OF THE DRYWALL ENCLOSED FIRE WALL ENCLOSURE.

Job Name	Approved By Print Name	Date	COMFORT DESIGNS	
Project No	Approved By Signature		Model No. XST 3060 SHKD 4P 4.0-I	
Comfort Designs 435 Industrial Road Savannah, TN 38372 tel 800.443.7269 fax 731.925.4290 www.comfortdesignsbathware.com	Architect		Drawing No. XST 3060 SHKD 4P 4.0	
	Engineer		Date Issued. 4-3-12	Drawing Rev. 12-2-16
	Rep		Material. Acrylic Surface	
	Wholesaler		Color.	
	Comments		Dimensions are in inches. Due to the nature of the materials dimensions may vary $\pm 1/2"$	