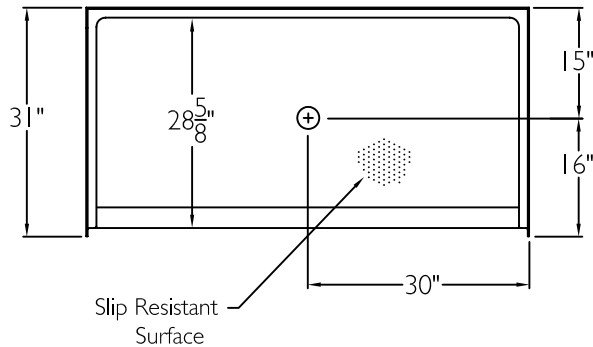
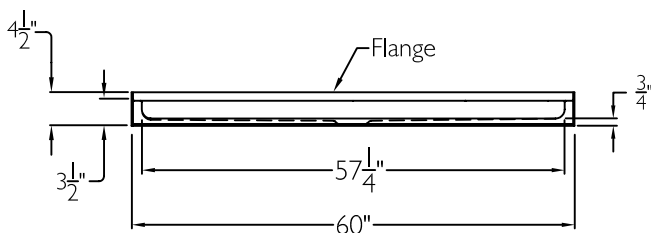


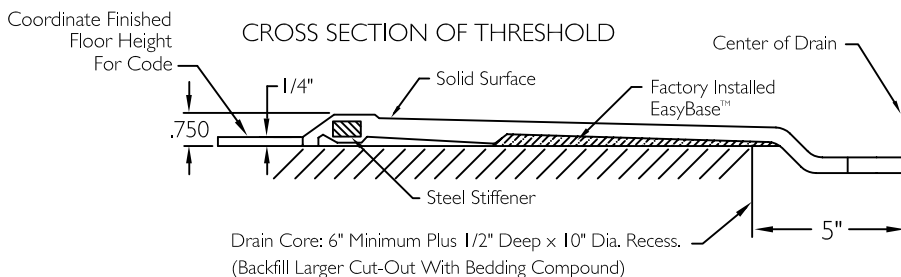
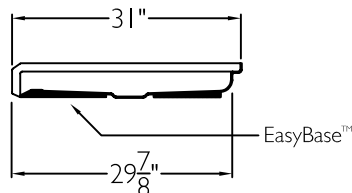
TOP VIEW



FRONT VIEW



SIDE VIEW



SUBMITTAL

This shower enclosure shall be model SSB 6030 BF .750 Base center drain. Finished surface shall be of a sanitary grade solid surface exhibiting a minimal thickness of 55 dry mils and a finished cured Barcoal hardness of 80-90 as tested with ASTM D-2583. Unit construction shall be of a molded reinforced fiberglass with a 15% minimum fiberglass content.

The unit shall have outside dimensions of 60" x 31" x 4 1/2" with a .750" threshold.

The unit shall meet ANSI Z124.1-2, BOCA, NAHB, UPC, CSA, shall meet the requirements of the Southern Building Code.

The enclosure shall be equipped with the following features:

- 1) Low entry change of level threshold,
- 2) EasyBase™ self sustaining bottom,
- 3) Slip resistant surface on floor,
- 4) Solid Surface finish,
- 5) .750" threshold.

THIS UNIT FEATURES THE OUTSIDE DIMENSIONS OF 60" AND 31". FINISHED WALLS ABOVE THE SHOWER BASE BY OTHERS.

THIS SHOWER BASE IS AVAILABLE WITH SECTIONAL WALL SYSTEM MODEL: SST 6030 BF .750 COL C.

Job Name	Approved By	Name	Date	COMFORT DESIGNS	
Project No	Architect			Model No.	SSB 6030 BF .750 COL C Base-I
Comfort Designs 435 Industrial Road Savannah, TN 38372 tel 800.443.7269 fax 731.925.4290 www.comfortdesignsbathware.com	Engineer			Drawing No.	SSB 6030 BF .750 COL C EB
	Rep			Date Issued.	4-21-12
	Wholesaler			Material.	Solid Surface
	Comments			Color.	
			Dimensions are in inches. Due to the nature of the materials dimensions may vary $\pm 1/2"$		