

# CD Technical Data Sheet

## BASES COLLECTION

### SSB6048BF COL C

**BASES COLLECTION**  
Enhancing Livable Design

#### TECHNICAL INFORMATION

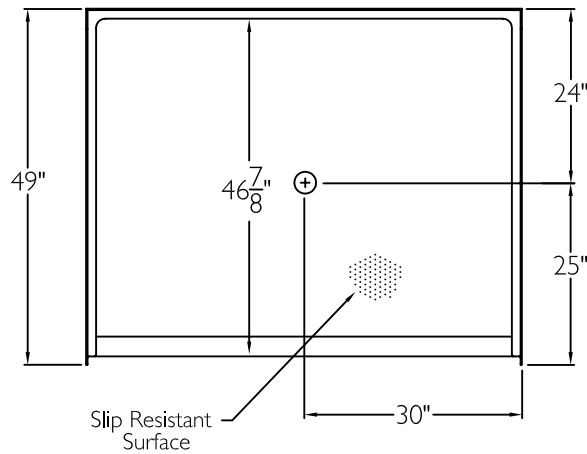
OD 60" x 49" x 4.5"

THRESHOLD 1.125"

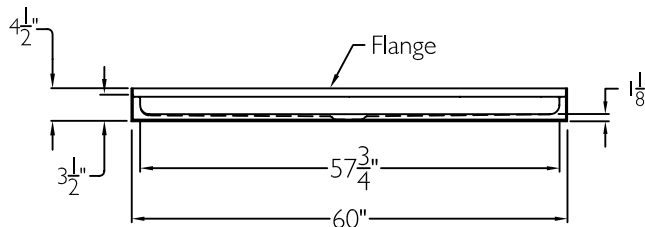
LOAD FACTOR 0.36

HANDED BY Center Drain

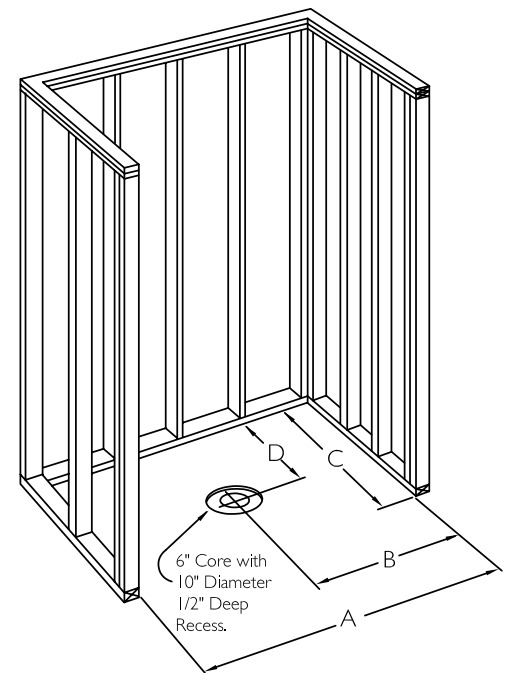
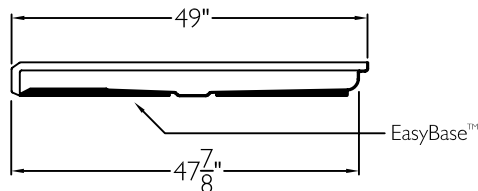
TOP VIEW



FRONT VIEW



SIDE VIEW



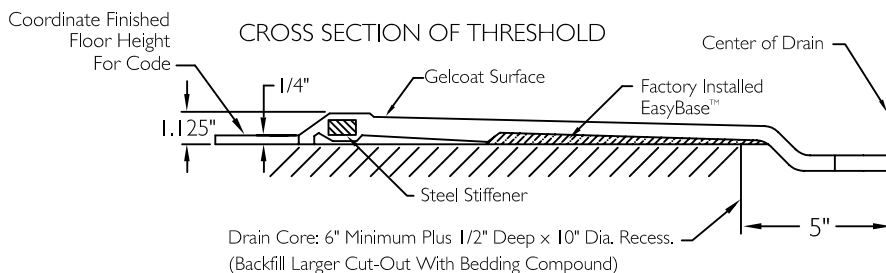
#### FRAMING DIMENSIONS

A 60.25" B 30.125"

C 49" D 30"

#### ADDITIONAL CODES

ICC/ANSI I 7.1, BOCA, NAHBUPC,  
Southern Building Code



**cd**  
comfortdesigns

comfortdesignsbathware.com | 800.443.7269