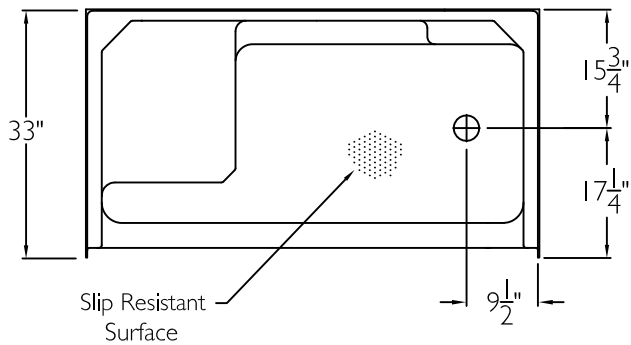
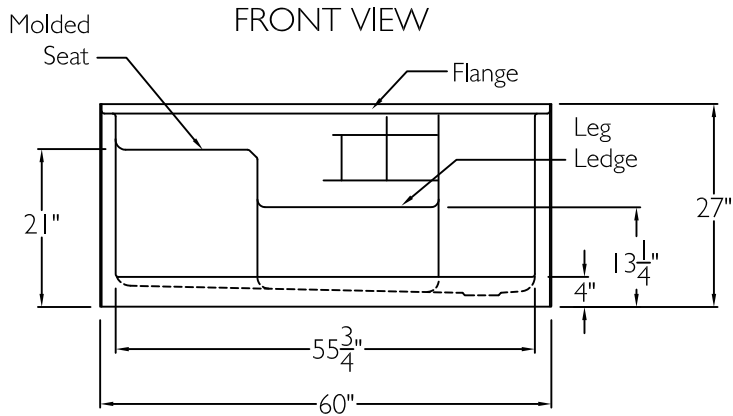


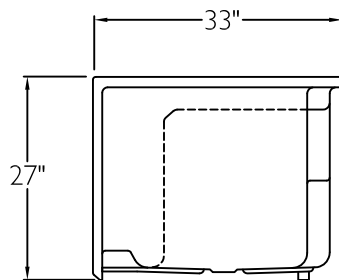
TOP VIEW



FRONT VIEW



SIDE VIEW



SUBMITTAL

This shower base shall be model XSB 6032 SH MS 4.0 base left or right. Finished surface shall be of a sanitary grade applied acrylic. The base shall be attached to the sump in such manner to form an integral part with an inner and outer coating of polyester resin. Unit construction shall be of a molded reinforced fiberglass with a 15% minimum fiberglass content.

The unit shall have outside dimensions of 60" x 33" x 27". The unit shall meet CSA B45.5-11, HUD-UM73, and Home Innovation Research Lab.

HANDED BY THE SEAT

The enclosure shall be equipped with the following accessories:

- 1) Large molded seat left or right,
- 2) Left or right drain location,
- 3) Tile pattern,
- 4) Molded leg ledge,
- 5) 4.0" Threshold.

THIS UNIT FEATURES THE OUTSIDE DIMENSIONS OF 60" AND 33". FINISHED WALLS ABOVE THE SHOWER BASE BY OTHERS.

THIS SHOWER BASE IS AVAILABLE WITH SECTIONAL WALL SYSTEM MODEL: XST 6032 SH MS 3P 4.0 L-R.

Job Name	Approved By Print Name		Date	COMFORT DESIGNS	
Project No	Approved By Signature			Model No. XSB 6032 SH MS 4.0-L-R Base-I	
Comfort Designs 435 Industrial Road Savannah, TN 38372 tel 800.443.7269 fax 731.925.4290 www.comfortdesignsbathware.com	Architect			Drawing No. XSB 6032 SH MS 4.0 L-R Pan	
	Engineer			Date Issued. 4-23-12	Drawing Rev. 12-6-16
	Rep			Material. Acrylic Surface	
	Wholesaler			Color.	
	Comments				Dimensions are in inches. Due to the nature of the materials dimensions may vary $\pm 1/2"$