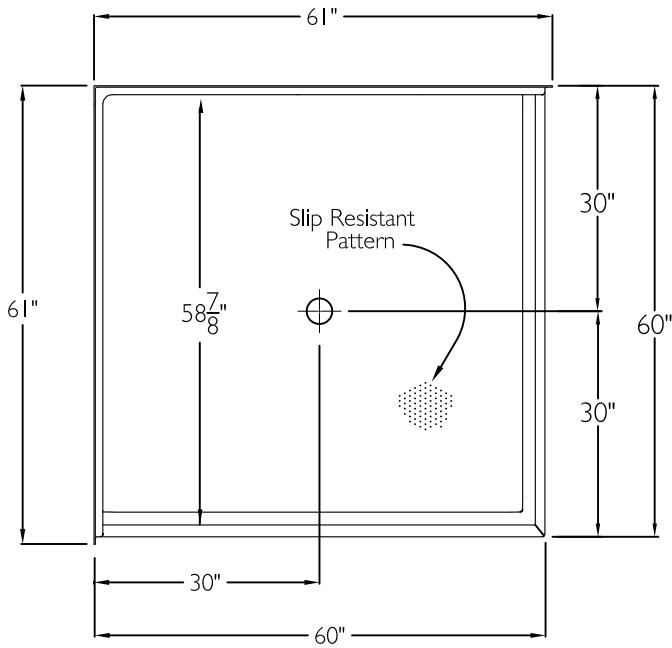
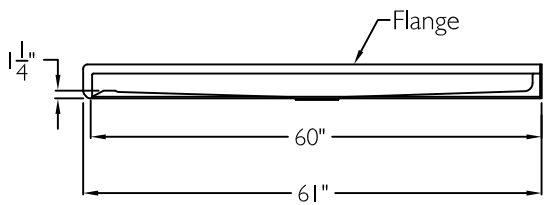


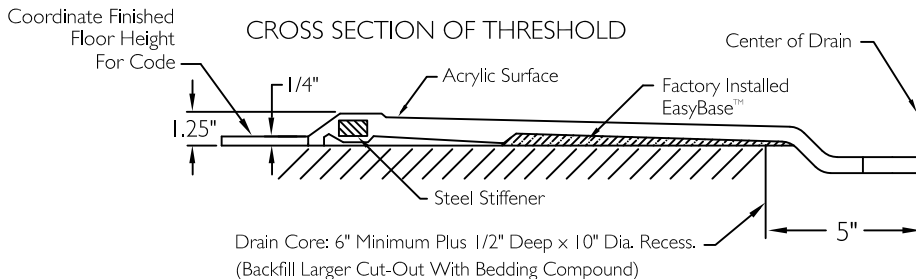
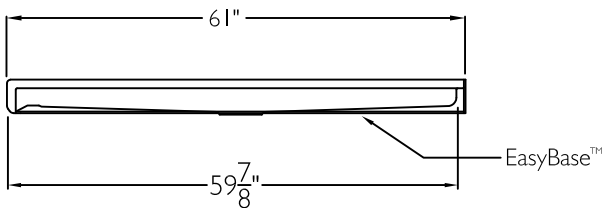
TOP VIEW



FRONT VIEW



SIDE VIEW



SUBMITTAL

This shower base shall be model XSB 6060 BF COL DE 1.25 base center. Finished surface shall be of a sanitary grade applied acrylic. The base shall be attached to the sump in such manner to form an integral part with an inner and outer coating of polyester resin. Unit construction shall be of a molded reinforced fiberglass with a 15% minimum fiberglass content.

The unit shall have outside dimensions of 60" x 61" x 4 1/2". The unit shall meet CSA B45.5-11, HUD-UM73, and Home Innovation Research Lab.

HANDED BY THE CENTER

The enclosure shall be equipped with the following accessories:

- 1) Double entry threshold,
- 2) Low entry threshold,
- 3) Corner design,
- 4) Easy Base self sustaining bottom,
- 5) Applied acrylic finish,
- 6) 1 1/4" Change of level threshold.

THIS UNIT FEATURES THE OUTSIDE DIMENSIONS OF 60" AND 61". FINISHED WALLS ABOVE THE SHOWER BASE BY OTHERS.

THIS SHOWER BASE IS AVAILABLE WITH SECTIONAL WALL SYSTEM MODEL: XSB 6060 BF DE 1.25 COL C.

Job Name	Approved By Print Name	Date	COMFORT DESIGNS	
Project No	Approved By Signature		Model No. XSB 6060 BF DE 1.25 COL C Base-I	
Comfort Designs 435 Industrial Road Savannah, TN 38372 tel 800.443.7269 fax 731.925.4290 www.comfortdesignsbathware.com	Architect		Drawing No. XSB 6060 BF DE 1.25 Easy Base	
	Engineer		Date Issued. 4-24-12	Drawing Rev. 12-6-16
	Rep		Material. Acrylic Surface	
	Wholesaler		Color.	
	Comments		Dimensions are in inches. Due to the nature of the materials dimensions may vary $\pm 1/2"$	