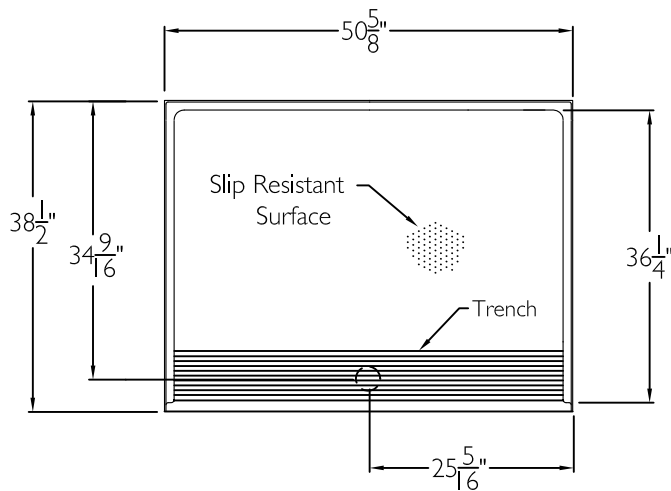
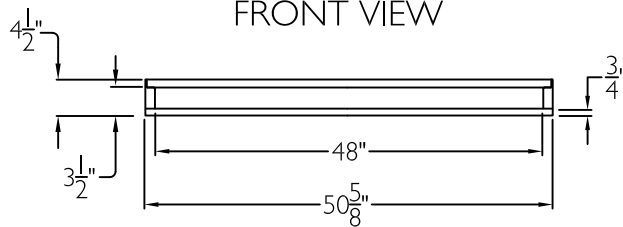


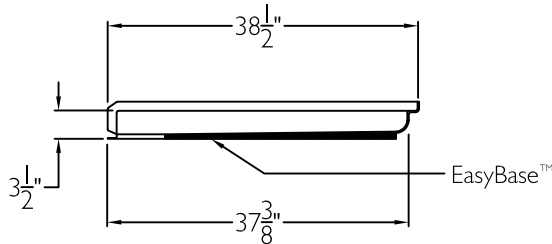
TOP VIEW



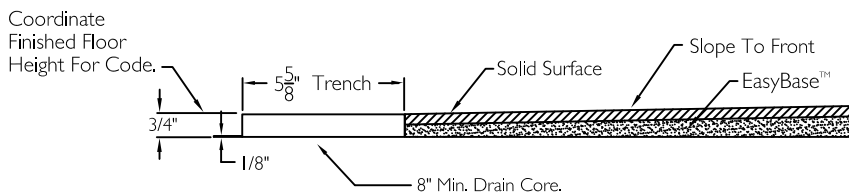
FRONT VIEW



SIDE VIEW



CROSS SECTION OF THRESHOLD



SUBMITTAL

This shower enclosure shall be model SSB 5038 TR .75 Base center drain. Finished surface shall be of a sanitary grade solid surface exhibiting a minimal thickness of 55 dry mils and a finished cured Barcoal hardness of 80-90 as tested with ASTM D-2583. Unit construction shall be of a molded reinforced fiberglass with a 15% minimum fiberglass content.

The unit shall have outside dimensions of 50 5/8" x 38 1/2" x 4 1/2" with a 3/4" threshold.

The unit shall meet ANSI Z124.1-2, BOCA, UPC, CSA, Home Innovation Research Lab, and shall meet the requirements of the Southern Building Code.

The enclosure shall be equipped with the following accessories:

- 1) Shower base has 48" x 36 1/4" inside dimensions,
- 2) EasyBase™ self sustaining bottom,
- 3) integral front trench drain,
- 4) Solid Surface finish,
- 5) 3/4" threshold.

THIS UNIT FEATURES THE OUTSIDE DIMENSIONS OF 50 3/8" AND 38 1/2". FINISHED WALLS ABOVE THE SHOWER BASE BY OTHERS.

FOR UNIT WITH INCLUDED FULL HEIGHT WALLS, MODEL: 5038 TR .75 4PIECE UNIT IS AVAILABLE.

Job Name	Approved By Print Name		Date	COMFORT DESIGNS	
Project No	Approved By Signature			Model No. SSB 5038 TR .75 Base	
Comfort Designs 435 Industrial Road Savannah, TN 38372 tel 800.443.7269 fax 731.925.4290 www.comfortdesignsbathware.com	Architect			Drawing No. SSB 5038 TR .75 Easy Base	
	Engineer			Date Issued. 5-16-12	Drawing Rev. 2-5-14
	Rep			Material. Solid Surface	
	Wholesaler			Color.	
	Comments			Dimensions are in inches. Due to the nature of the materials dimensions may vary $\pm 1/2"$	