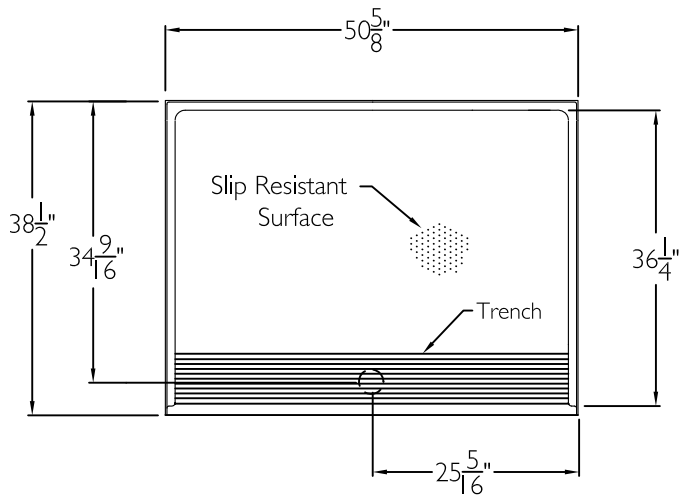



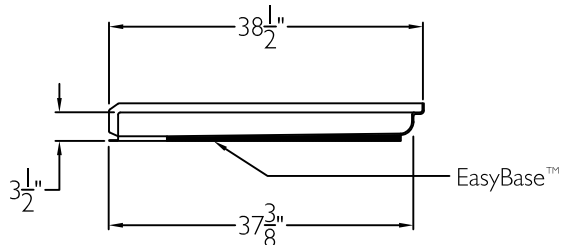
TOP VIEW



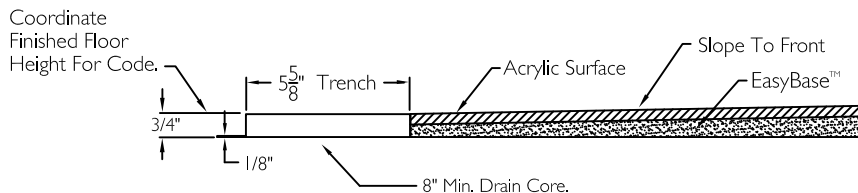
FRONT VIEW



SIDE VIEW



CROSS SECTION OF THRESHOLD



## SUBMITTAL

This shower enclosure shall be model XSB 5038 TR .75 Base center drain. Finished surface shall be of a sanitary grade applied acrylic. The base shall be attached to the sump in such manner to form an integral part with an inner and outer coating of polyester resin. Unit construction shall be of a molded reinforced fiberglass with a 15% minimum fiberglass content.

The unit shall have outside dimensions of 50 5/8" x 38 1/2" x 4 1/2" with a 3/4" threshold.

The unit shall meet CSA B45.5-I I, HUD-UM73, and Home Innovation Research Lab.

## HANDED BY THE CENTER

The enclosure shall be equipped with the following accessories:

- 1) Low entry threshold,
- 2) Integral front trench drain,
- 3) Slip resistant surface on floor,
- 4) Acrylic finish,
- 5) Easy Base self sustaining bottom,
- 6) .75" Threshold.

THIS UNIT FEATURES THE OUTSIDE DIMENSIONS OF 50 3/8" AND 38 1/2" FINISHED WALLS ABOVE THE SHOWER BASE BY OTHERS.

THIS SHOWER BASE IS AVAILABLE WITH SECTIONAL WALL SYSTEM MODEL: XST 5038 TR .75 4P.

Job Name	Approved By Print Name	Date	COMFORT DESIGNS	
Project No	Approved By Signature		Model No. XSB 5038 TR .75 Base	
Comfort Designs 435 Industrial Road Savannah, TN 38372 tel 800.443.7269 fax 731.925.4290 www.comfortdesignsbathware.com	Architect		Drawing No. XSB 5038 TR .75 Easy Base	
	Engineer		Date Issued. 5-16-12	Drawing Rev. 12-7-16
	Rep		Material, Acrylic Surface	
	Wholesaler		Color.	
	Comments		Dimensions are in inches. Due to the nature of the materials dimensions may vary ± 1/2"	