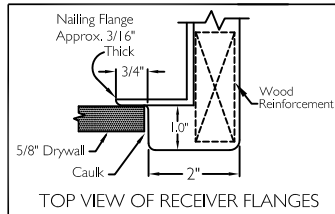
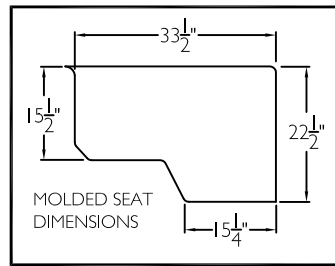
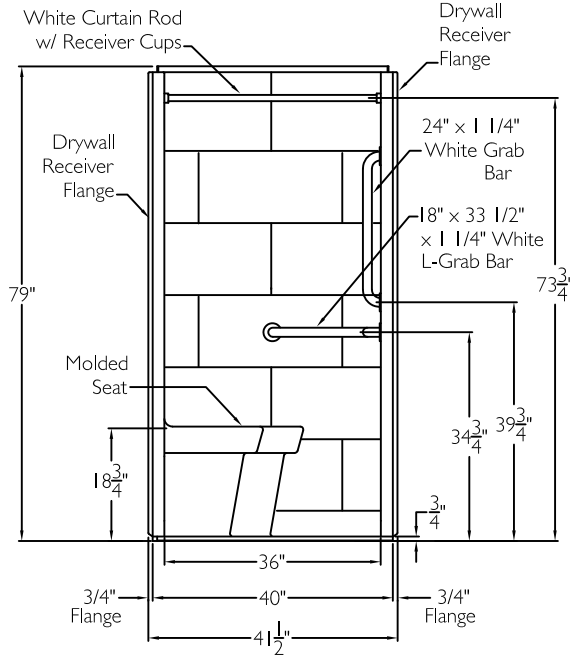
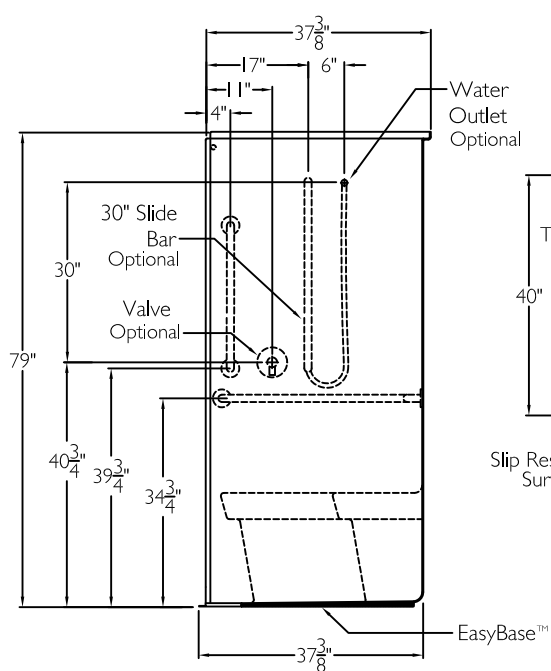


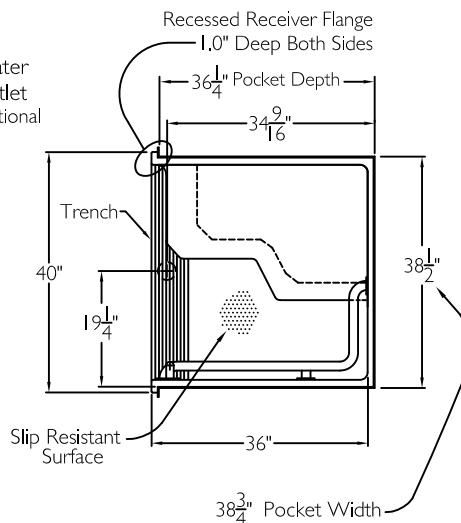
FRONT VIEW



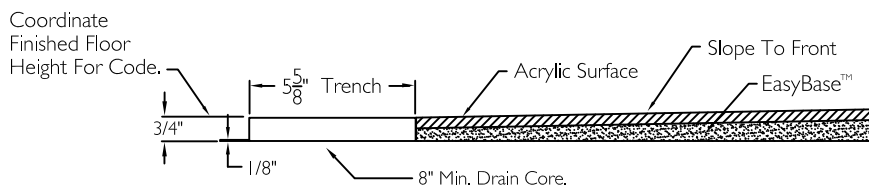
SIDE VIEW



TOP VIEW



CROSS SECTION OF THRESHOLD



SUBMITTAL

This shower enclosure shall be model XST 3838 TR .75 RRF left, or right. Finished surface shall be of a sanitary grade applied acrylic. The base shall be attached to the sump in such manner to form an integral part with an inner and outer coating of polyester resin. Unit construction shall be of a molded reinforced fiberglass with a 15% minimum fiberglass content.

The unit shall have outside dimensions of 38 1/2" x 37 3/8" x 79". The unit shall meet CSA B45.5-11, HUD-UM73, ADA, ANSI A117.1, and Home Innovation Research Lab.

HANDED BY THE VALVE

The enclosure shall be equipped with the following accessories:

- 1) One 18" x 33 1/2" x 1 1/4" diameter 18 gauge white horizontal L-grab bar,
- 2) One 24" x 1 1/4" diameter white grab bar vertical on the valve wall, both with 1 1/2" statute clearance, secured from the rear with stainless steel bolts, and 3" x 3" x 11 gauge metal mounting plate,
- 3) Molded ADA style seat,
- 4) Molded recessed receiver flanges on each side,
- 5) One inch diameter white curtain rod with receiver cups,
- 6) Subway tile pattern,
- 7) Tri-Cell backing,
- 8) Integral front trench drain,
- 9) Factory installed Easy Base self sustaining bottom,
- 10) 3/4" threshold.

OPTIONAL ACCESSORIES:

Factory Plumbing Install Option: ☐ YES ☐ NO

☐ PB Pressure Balancing Mixing Valve (ADA / ANSI)

☐ HH Hand held shower assembly with slide bar, vacuum breaker and 60" hose (ADA / ANSI)

THIS UNIT FEATURES THE OUTSIDE DIMENSION OF 38 1/2" OF OVERALL WIDTH. THIS DOES NOT ALLOW FOR FULL ENCLOSURE OF THE BOLTS AND NUTS USED TO SECURE THE BARS AND SEAT IN PLACE. THE BOLT AND NUT COMBINATION SHOULD NOT PROTRUDE MORE THAN 3/4" ON EITHER SIDE OF THE SHOWER WALLS. THIS MAY REQUIRE THE NEED TO NOTCH STUDS TO ALLOW BOLT CLEARANCE FOR A DRYWALL ENCLOSED FIRE WALL INSTALLATION. ADJUSTMENT OF THE WALL BOARD MAY BE NECESSARY TO PROVIDE CLEARANCE OF THE BOLT(S) WHILE MAINTAINING THE INTEGRITY OF THE DRYWALL ENCLOSED FIRE WALL ENCLOSURE.

NOTE: THIS UNIT WILL NOT ACCEPT A DOOR.

Job Name	Approved By Print Name	Date	COMFORT DESIGNS	
Project No	Approved By Signature		Model No. XST 3838 TR .75 RRF MS .75 L-Bar-I	
Comfort Designs 435 Industrial Road Savannah, TN 38372 tel 800.443.7269 fax 731.925.4290 www.comfortdesignsbathware.com	Architect		Drawing No. XST 3838 TR .75 RRF WLB WVB MS WCR Tri-Cell Easy Base	
	Engineer		Date Issued. 8-8-12 Drawing Rev. 11-15-16	
	Rep		Material. Acrylic Surface	
	Wholesaler		Color.	
	Comments		Dimensions are in inches. Due to the nature of the materials dimensions may vary ± 1/2"	