



# CUSTOM VANITY TOPS SPECIFICATIONS GUIDE

GRANITE • MARBLE • QUARTZ • SOLID SURFACE



**CUSTOM TOPS**  
*in the Size, Material and  
Shape You Need  
Ship in 21 Days or Less*

# CUSTOM Granite & Marble Vanity Tops



## FEATURES

- Granite & Marble are natural hard stones polished to a smooth, high gloss finish. Natural stone has typical variations in both color and pattern.
- Custom lengths up to 97". Custom depth maximum is 25¼", minimum depth is 18¾"
- Thickness: 3/4" and 1¼"
- 4" high x 3/4" deep loose backsplash with eased edge profile. Backsplash length is 1/8" shorter than vanity top length.
- Single, 4" or 8" faucet hole drillings
- Single and Double bowls.
- 5 front edge profiles.
- Undermount oval vitreous china bowl. 19¼" tops include 13"x10" bowl, 22¼" tops include 17"x14" bowl.
- 10 Year Ltd. Residential Warranty  
3 Year Ltd. Commercial Warranty



Giallo Veneziano granite vanity top with undermount china oval bowl, beveled front edge

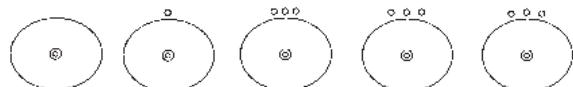
## COLORS

- 1 Marble color
- 11 Granite colors

## OPTIONS

- Side Splashes with eased edge profile.
- Undermount 18"x13" vitreous china rectangular, or customer supplied vessel bowl or other bowl.

## To Be Specified: Faucet Hole Drilling



- None    Single    4"cc    8"cc    8"cc Contour

## To Be Specified: Front Edge Profile



## To Be Specified: Vanity Top Color

### Marble Color

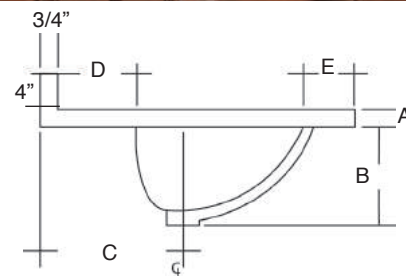
- M1 White Carrara

### Granite Colors

Colors shown on back

<input type="checkbox"/> E3 Uba Verde	<input type="checkbox"/> E1 Giallo Veneziano	<input type="checkbox"/> F2 Giallo Ornamentale	<input type="checkbox"/> F8 Antique Brown
<input type="checkbox"/> E5 Baltic Brown	<input type="checkbox"/> F4 Rosselin White	<input type="checkbox"/> F6 Black Galaxy	<input type="checkbox"/> G2 Giallo Parfait
<input type="checkbox"/> E8 Blue Pearl	<input type="checkbox"/> F5 Absolute Black	<input type="checkbox"/> F7 River White	

	D		E	
	Min.	Typical	Min.	Typical
19¼" Tops	4¼"	4¾"	3½"	4½"
22¼" Tops	4¾"	5¼"	3"	4"



## To Be Specified: Vanity Top Bowl

	Bowl Size & Shape	A	B	C
<b>19-1/4" Vanity Top</b>				
<input type="checkbox"/>	13" x 10" oval	3/4"	7½"	7"
<b>22-1/4" Vanity Top</b>				
<input type="checkbox"/>	17" x 14" oval	3/4"	8"	8"
<input type="checkbox"/>	18" x 13" rectangular	3/4"	8½"	8¾"
<b>Customer Supplied</b>				
<input type="checkbox"/>		3/4"		

Faucet Hole Drillings approx. 2½" from cut-out. Allow 1/4" variance.



Oval Bowl  
13" x 10"  
17" x 14"



Rectangular Bowl  
18" x 13"

## To Be Specified: Bowl Color


- White 01    Biscuit 08

**MARBLE** Marble is a natural stone product. Variations may occur in different vanity tops of the same color.




☐ White Carrara **M1**


**GRANITE** Granite is a natural stone product. Variations may occur in different vanity tops of the same color.




☐ Rosselin White **F4**



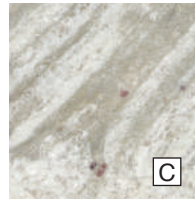
☐ Giallo Parfait **G2**




☐ Baltic Brown **E5**




☐ Uba Verde **E3**




☐ River White **F7**



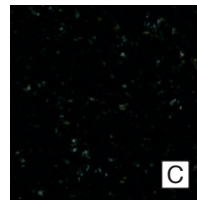
☐ Giallo Ornamentale **F2**




☐ Blue Pearl **E8**



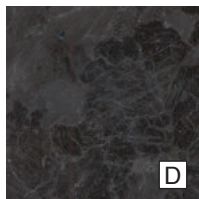
☐ Giallo Veneziano **E1**



☐ Absolute Black **F5**



☐ Black Galaxy **F6**




☐ Antique Brown **F8**

# CUSTOM Quartz Vanity Tops



## FEATURES

- Engineered Quartz is 93% natural quartz, the strongest mineral found in granite, and 7% resins..
- Custom lengths up to 97". Custom depth maximum is 25¼", minimum depth is 18¾"
- Thickness: 3/4" and 1¼"
- 4" high x 3/4" deep loose backsplash with eased edge profile. Backsplash length is 1/8" shorter than vanity top length.
- Single, 4" or 8" faucet hole drillings
- Single and Double bowls.
- 6 front edge profiles.
- Undermount oval vitreous china bowl. 19¼" tops include 13"x10" bowl, 22¼" tops include 17"x14" bowl.
- 10 Year Ltd. Residential Warranty  
3 Year Ltd. Commercial Warranty



Nature's Path quartz vanity top with undermount china oval bowl, beveled front edge

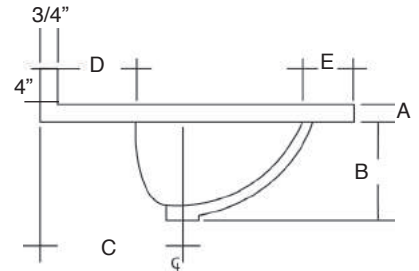
## COLORS

- 20 Quartz colors

## OPTIONS

- Side Splashes with eased edge profile.
- Undermount 18"x13" vitreous china rectangular, or customer supplied vessel bowl or other bowl.

	D		E	
	Min.	Typical	Min.	Typical
19¼" Tops	4¼"	4¾"	3½"	4½"
22¼" Tops	4¾"	5¼"	3"	4"



## To Be Specified: Vanity Top Bowl

	Bowl Size & Shape	A	B	C
<b>19-1/4" Vanity Top</b>				
<input type="checkbox"/>	13" x 10" oval	3/4"	7½"	7"
<b>22-1/4" Vanity Top</b>				
<input type="checkbox"/>	17" x 14" oval	3/4"	8"	8"
<input type="checkbox"/>	18" x 13" rectangular	3/4"	8½"	8¾"
<b>Customer Supplied</b>				
<input type="checkbox"/>		3/4"		

Faucet Hole Drillings approx. 2½" from cut-out. Allow 1/4" variance.



Oval Bowl  
13" x 10"  
17" x 14"



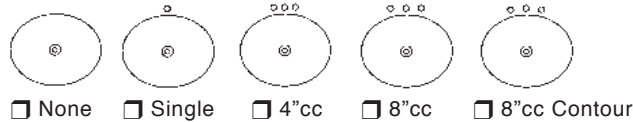
Rectangular Bowl  
18" x 13"

## To Be Specified: Bowl Color


- White 01
- Biscuit 08

\*3" Bold edge available only on quartz vanity tops up to 75".

## To Be Specified: Faucet Hole Drilling



## To Be Specified: Front Edge Profile



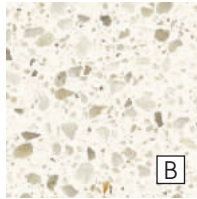
## To Be Specified: Vanity Top Color

### Quartz Colors

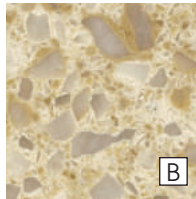
<input type="checkbox"/> 3A Milan White	<input type="checkbox"/> 4J Rapture	<input type="checkbox"/> 4N Almond Delite	<input type="checkbox"/> 4T Greystone	<input type="checkbox"/> 6C Winter Wonder
<input type="checkbox"/> 3G Sorrento Coast	<input type="checkbox"/> 4K Tempest	<input type="checkbox"/> 4P Black Luxe	<input type="checkbox"/> 4V Trail	<input type="checkbox"/> 6D Carmel
<input type="checkbox"/> 3X Nature's Path	<input type="checkbox"/> 4L Interlude	<input type="checkbox"/> 4R Urban Grey	<input type="checkbox"/> 4W Natural White	<input type="checkbox"/> 6E Milky Way
<input type="checkbox"/> 4I Overture	<input type="checkbox"/> 4M Antique White	<input type="checkbox"/> 4S Portage Pass	<input type="checkbox"/> 6B Black Carrara	<input type="checkbox"/> N1 Nano Crystal

Colors shown on back

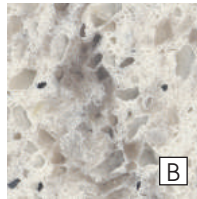
## QUARTZ




☐ Milan White 3A




☐ Nature's Path 3X



☐ Portage Pass 4S



☐ Greystone 4T




☐ Black Luxe 4P




☐ Antique White 4M



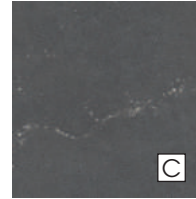
☐ Natural White 4W




☐ Sorrento Coast 3G




☐ Urban Grey 4R




☐ Black Carrara 6B



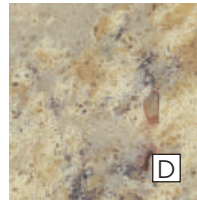
☐ Nano Crystal N1



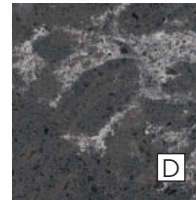
☐ Carmel 6D




☐ Almond Delite 4N



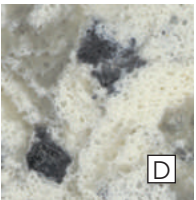
☐ Trail 4V




☐ Milky Way 6E




☐ Winter Wonder 6C



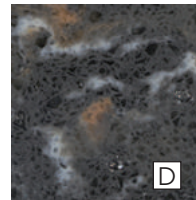
☐ Overture 4I



☐ Tempest 4K



☐ Rapture 4J



☐ Interlude 4L

# CUSTOM Solid Surface Vanity Tops



## FEATURES

- Solid Surface material features a seamless color all the way through. Solid Surface doesn't support bacteria growth. Highly durable, non-porous renewable surface.
- Custom lengths up to 97". Custom depth maximum is 25¼", minimum depth is 18¾"
- Thickness: 1¼"
- 4" high x 1/2" deep integral covered or loose backsplash with eased edge profile. Loose backsplash length is 1/8" shorter than vanity top length.
- Single, 4" or 8" faucet hole drillings
- Single and Double bowls.
- 7 front edge profiles.
- Integral solid surface or undermount oval china bowl. 19¼" tops include 13"x10" bowl, 22¼" tops include 16"x12" solid surface bowl or 17"x14" oval china bowl.
- 10 Year Ltd. Residential Warranty  
3 Year Ltd. Commercial Warranty



Sand Mountain Natural Selections Solid Surface vanity top with integral white solid surface bowl and Ogee front edge

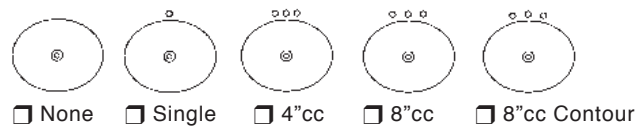
## COLORS

- 49 Classic colors
- 16 Natural Selections colors

## OPTIONS

- Side Splashes with eased edge profile.
- Integral solid surface 19"x14" oval or 18"x14" rectangular bowl, undermount china 18"x13" rectangular bowl, or customer supplied vessel bowl or other bowl.

### To Be Specified: Faucet Hole Drilling



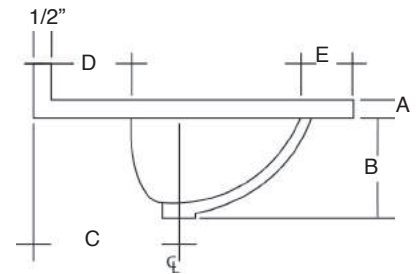
### To Be Specified: Front Edge Profile



### To Be Specified: Backsplash



	D		E	
	Min.	Typical	Min.	Typical
19¼" Tops	4¼"	4¾"	3½"	4½"
22¼" Tops	4¼"	5¼"	3"	4"




### To Be Specified: Vanity Top Bowl

	Bowl Size & Shape	Bowl Material	A	B	C
<b>19-1/4" Vanity Top</b>					
<input type="checkbox"/>	13" x 10" oval	VC	1¼"	7½"	7"
<input type="checkbox"/>	16" x 10" d-shape	SS	1¼"	7¾"	8½"
<b>22-1/4" Vanity Top</b>					
<input type="checkbox"/>	17" x 14" oval	VC	1¼"	8"	8"
<input type="checkbox"/>	16" x 12" oval	SS	1¼"	7"	9¼"
<input type="checkbox"/>	19" x 14" oval	SS	1¼"	7½"	8¼"
<input type="checkbox"/>	18" x 13" rectangular	VC	1¼"	8¾"	8¾"
<input type="checkbox"/>	18" x 14" rectangular	SS	1¼"	7½"	8¼"
<b>Customer Supplied</b>					
<input type="checkbox"/>			1¼"		

VC = Vitreous China SS = Solid Surface

Faucet Hole Drillings approx. 2½" from cut-out. Allow 1/4" variance.



Oval Bowl  
Vitreous China  
13" x 10"  
17" x 14"  
Solid Surface  
16" x 12"  
19" x 14"

D-Shape Bowl  
Solid Surface  
16" x 10"

Rectangular Bowl  
Vitreous China  
18" x 13"  
Solid Surface  
18" x 14"

### To Be Specified: Bowl Color


All china bowls and solid surface rectangular bowls available in white, biscuit only. Solid surface oval & d-shape bowls available in all Classic colors shown on back.



### To Be Specified: Vanity Top Color - see back to select

## CLASSIC COLORS

Solid Surface oval and d-shape vanity bowls available in all Classic colors shown.



VANITY TOPS

## NATURAL SELECTIONS®

Solid Surface vanity bowls NOT available in Natural Selections® colors.





# CUSTOM VANITY TOPS SPECIFICATIONS GUIDE

GRANITE • MARBLE • QUARTZ • SOLID SURFACE



River White granite vanity top with eased front edge .



Milan White quartz vanity top with eased front edge.

**CUSTOM TOPS** in the Size, Material and Shape You Need Ship in 21 Days or Less



Sand Mountain Natural Selections vanity top with bullnose front edge. Shown with Transolid Sand Mountain Solid Surface Shower.



Greystone quartz vanity top with bold edge.