



## 1500TF3 Gooseneck Deck-Mount Faucet (with H<sub>2</sub>Optics® Technology)

# 1500TF3380-R35

## Description

Introducing our high-performance faucet designed for efficiency and durability. This chrome-finished deck mount fixture boasts a flow rate of 0.5 gpm (1.9 L/min) with a smooth end outlet delivering a consistent laminar spray. The infrared sensor ensures touchless and hygienic operation, combining convenience with advanced technology. Powered by a hardwire operation at 24 VAC, this wallmount faucet provides enduring durability. The R35 gooseneck spout measures 6" (152 mm) in length and stands at 11" (279 mm) high, providing both functionality and an elegant design. Crafted with a one-piece cast main body, this faucet provides durability, while the solenoid and controller are neatly housed in a surface mount housing, enhancing the fixture's overall aesthetic appeal. Elevate your space with this reliable and stylish faucet that seamlessly integrates performance and sophistication.

## Specifications

- Flow Rate: 0.5 gpm (1.9 L/min)
- Outlet: Smooth End
- Spray Type: Laminar
- Sensor Type: Infrared
- Power Supply: Hardwire Operated (24 VAC)
- Finish: Chrome
- Mounting Type: Deck Mount
- Spout Type: Gooseneck R35 = 6" (152 mm) long, 11" (279 mm) high
- One Piece Cast Main Body
- Solenoid and Controller in Surface Mount Housing

## Features

- H<sub>2</sub>Optics® Technology: Requires no external adjustments, ensuring hassle-free operation.
- Adjustable Sensing Range and Timeout: Customize sensing range and timeout settings based on specific preferences and needs.
- Serviceable Filter Screen: Equipped with a conveniently serviceable filter screen located upstream of the valve.
- Deck Mount Electronic Gooseneck Faucet: A versatile Deck Mount design with an electronic gooseneck faucet for efficient and stylish functionality.
- Hands-Free Operation: Allows for touchless operation, promoting hygiene and convenience.

## Required Accessories

- 060704A - 120 to 24 VAC - Class 2 - 20 VA Transformer (Up to 5 Electronic Valves)
- 060771A - 120 to 24 VAC - Class 2 - 40 VA Transformer (Up to 10 Electronic Valves)



## Optional Accessories

- 060546A - 4" (102 mm) Cover Plate
- 060547A - 8" (203 mm) Cover Plate
- 063268A - Battery backup assembly for surface mount box
- 063266A - Plug-in power supply 60" (152 cm)
- 061406A - Plug-In with Battery Backup
- 061256A - 36" (914mm) Sensor Cable Extension
- 063272A - Ganging cable 60" (152 cm)
- 060651A - 3 Position Switch See DSP-ELACC for detailed specification.
- R2570-MIXLF - Mixing valve recommended for tempered water if desired.

## Operation

- Hands-Free Operation: Water flow is activated without the need for physical contact (touchless). The sensor initiates water flow when activated. Water flow stops promptly upon sensor deactivation.
- Adjustable Auto Shut-off: The auto shut-off feature is adjustable, with a factory setting of 45 seconds. The system automatically resets after obstruction removal.
- Adjustable Sensing Distance: Sensing distance can be customized from 3" to 15" (76 to 381mm). The factory setting is 9" (229 mm) with a tolerance of  $\pm 3.0"$  (76 mm).
- Low Battery Alert: For battery-operated models, an audible beep activates when the battery is low. The alert occurs after the faucet shuts off, indicating approximately 1500 cycles remaining.
- Metering Mode: Offers selectable flow times ranging from 7 seconds to 4 minutes. Factory setting is off.
- Periodic Rinse Feature: Time for periodic rinse is adjustable in 6-hour increments, up to 2 days. Selectable rinsing lengths range from 10 to 180 seconds. Factory setting is off.
- Single Tempered Water Supply Requirement: Ensures optimal operation by necessitating a single tempered water supply.

**NOTICE** Dimensions are for reference only. Measurements may vary  $\pm 0.25"$  (6 mm).

Max. flow rates are at 60 psi (414 kPa).

WaterSense® is a registered trademark of the U.S. Environmental Protection Agency.

Delta Faucet Company reserves the right (1) to make changes in specifications and materials, and (2) to change or discontinue models, both without notice or obligation. See current full-line price book for finish options and product availability.

Masco Canada Limited  
350 South Edgeware Rd, St Thomas, Ontario, Canada N5P 4L1  
1-800-387-8277

**1500TF3380-R35**

This spec was produced on March 18, 2024.



## 1500TF3 Gooseneck Deck-Mount Faucet (with H<sub>2</sub>Optics® Technology)

# 1500TF3380-R35

### Notes

- Pressure Recommendations: For optimal performance, maintain a system pressure between 20 and 80 psi (138 and 552 kPa) static. While this product can operate up to a maximum of 125 psi (862 kPa) static (per ANSI and CSA requirements), pressures exceeding 80 psi (552 kPa) are not recommended. In cases of thermal expansion or leaking pressure reducing valves, the use of expansion tanks or relief valves is advised to prevent the system from exceeding its maximum intended pressure setting.
- Disinfection Cycle: Designed to accommodate routine 171°F (77°C) disinfection cycles lasting up to 30 minutes.

### Complies With

- ASME A112.18.1/CSA B125.1
- ICC / ANSI A117.1
- Verified compliant with 0.25% weighted average Pb content regulations



(Contact Delta Representative for State and/or Local Approvals)



**NOTICE** Dimensions are for reference only. Measurements may vary  $\pm 0.25"$  (6 mm).

Max. flow rates are at 60 psi (414 kPa).

**WaterSense®** is a registered trademark of the U.S. Environmental Protection Agency.

Delta Faucet Company reserves the right (1) to make changes in specifications and materials, and (2) to change or discontinue models, both without notice or obligation. See current full-line price book for finish options and product availability.

Masco Canada Limited  
350 South Edgeware Rd, St Thomas, Ontario, Canada N5P 4L1  
1-800-387-8277

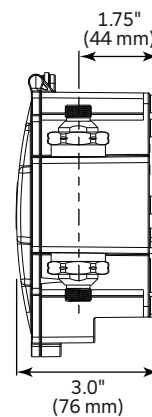
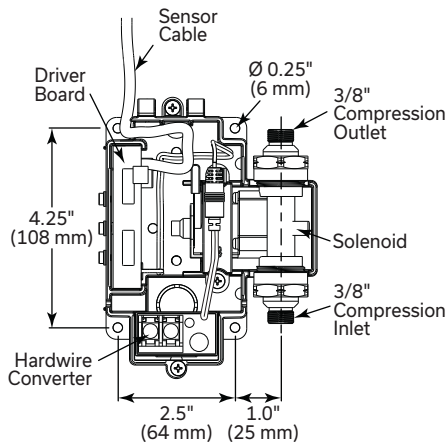
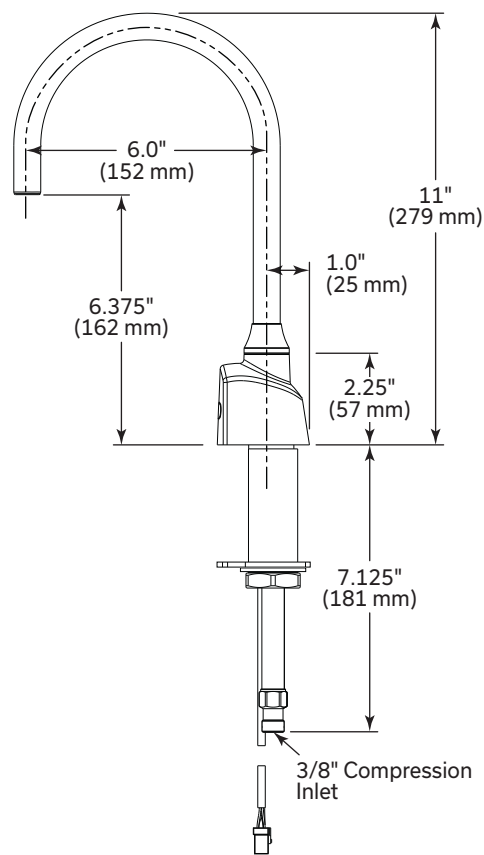
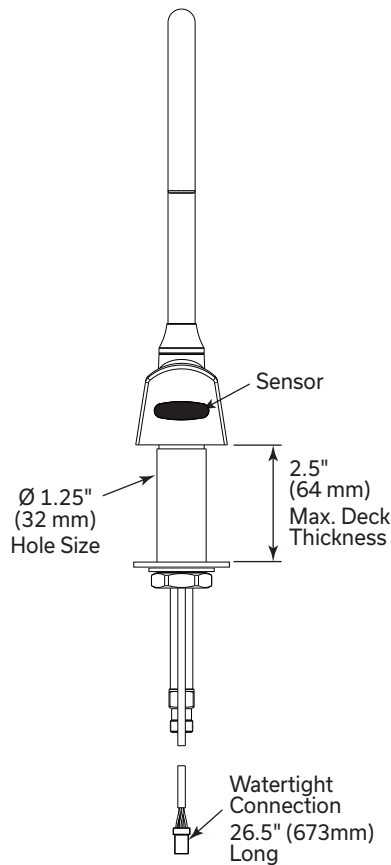
## 1500TF3380-R35

This spec was produced on March 18, 2024.



# 1500TF3 Gooseneck Deck-Mount Faucet (with H<sub>2</sub>Optics® Technology)

## 1500TF3380-R35



**NOTICE** Dimensions are for reference only. Measurements may vary  $\pm 0.25"$  (6 mm).

Max. flow rates are at 60 psi (414 kPa).

WaterSense® is a registered trademark of the U.S. Environmental Protection Agency.

Delta Faucet Company reserves the right (1) to make changes in specifications and materials, and (2) to change or discontinue models, both without notice or obligation. See current full-line price book for finish options and product availability.

Masco Canada Limited  
350 South Edgeware Rd, St Thomas, Ontario, Canada N5P 4L1  
1-800-387-8277

**1500TF3380-R35**

This spec was produced on March 18, 2024.