



591TF Series Electronic Faucet Trim for Recess Mounted Control Box

591TF0228TR

Description

Introducing our innovative chrome-finished faucet designed for efficiency and convenience. With a flow rate of 1.5 gpm (5.7 L/min) and a laminar outlet, this faucet provides a steady and controlled water stream. The sensor operates through an infrared mechanism, ensuring touchless and hygienic use. Powered by hardwire operation at 24 VAC, this faucet boasts reliable reliability and consistent performance. Supplied as trim parts only, including a 12" (305 mm) stainless steel cover, driver board, solenoid, and hardwire converter, this faucet offers a customizable and sleek design. Please note that for a complete product, a separate order of the ELAVT0001ARI or ELAVT0008ARI rough-in is required. The faucet features a one-piece CAST 4" (102 mm) deck mount spout for durability and a sleek design. The solenoid and controller are neatly housed in a recessed box, combining functionality with a clean aesthetic. Upgrade your space with a faucet that seamlessly blends technology, style, and practicality.

Specifications

- Flow Rate: 1.5 gpm (5.7 L/min)
- Spray Type: Laminar
- Sensor Type: Infrared
- Power Supply: Hardwire Operated (24 VAC)
- Finish: Chrome
- Supplied as Trim Parts only 12" (305 mm) Stainless Steel Cover, Driver Board, Solenoid and Hardwire Converter
- One Piece CAST 4" (102 mm) Deck Mount Spout
- Solenoid and Controller in Recessed Box

Features

- H₂Optics® Technology: Requires no external adjustments, ensuring hassle-free operation.
- Adjustable Sensing Range and Timeout: Customize sensing range and timeout settings based on specific preferences and needs.
- Serviceable Filter Screen: Equipped with a conveniently serviceable filter screen located upstream of the valve.
- Hands-Free Operation: Allows for touchless operation, promoting hygiene and convenience.
- Durable Metal Hold-Down Package: Features a robust metal hold-down package for secure and long-lasting installation.

Required Accessories

- ELAVT0001ARI or ELAVT0008ARI rough-in
- 060704A - 120 to 24 VAC - Class 2 - 20 VA Transformer (Up to 5 Electronic Valves)
- 060771A - 120 to 24 VAC - Class 2 - 40 VA Transformer (Up to 10 Electronic Valves)

Optional Accessories

- 063269A - Battery Backup Assembly for Recessed Boxes
- 061256A - 36" (914 mm) Sensor Cable Extension
- 060651A - 3 Position Switch See DSP-ELACC for detailed specification.



Complies With

- ASME A112.18.1/CSA B125.1
- ICC / ANSI A117.1
- EPA WaterSense® listed
- Verified compliant with 0.25% weighted average Pb content regulations



(Contact Delta Representative for State and/or Local Approvals)

Operation

- Hands-Free Operation: Water flow is activated without the need for physical contact (touchless). The sensor initiates water flow when activated. Water flow stops promptly upon sensor deactivation.
- Adjustable Auto Shut-off: The auto shut-off feature is adjustable, with a factory setting of 45 seconds. The system automatically resets after obstruction removal.
- Adjustable Sensing Distance: Sensing distance can be customized from 3" to 15" (76 to 381 mm). The factory setting is 9" (229 mm) with a tolerance of $\pm 3.0"$ (76 mm).
- Low Battery Alert: For battery-operated models, an audible beep activates when the battery is low. The alert occurs after the faucet shuts off, indicating approximately 1500 cycles remaining.
- Metering Mode: Offers selectable flow times ranging from 7 seconds to 4 minutes. Factory setting is off.
- Periodic Rinse Feature: Time for periodic rinse is adjustable in 6-hour increments, up to 2 days. Selectable rinsing lengths range from 10 to 180 seconds. Factory setting is off.
- Single Tempered Water Supply Requirement: Ensures optimal operation by necessitating a single tempered water supply.

NOTICE Dimensions are for reference only. Measurements may vary $\pm 0.25"$ (6 mm).

Max. flow rates are at 60 psi (414 kPa).

WaterSense® is a registered trademark of the U.S. Environmental Protection Agency.

Delta Faucet Company reserves the right (1) to make changes in specifications and materials, and (2) to change or discontinue models, both without notice or obligation. See current full-line price book for finish options and product availability.

Masco Canada Limited
350 South Edgeware Rd, St Thomas, Ontario, Canada N5P 4L1
1-800-387-8277

591TF0228TR

This spec was produced on April 05, 2024.



591TF Series Electronic Faucet Trim for Recess Mounted Control Box

591TF0228TR

Notes

- Pressure Recommendations: For optimal performance, maintain a system pressure between 20 psi (138 kPa) and 80 psi (552 kPa) static. While this product can operate up to a maximum of 125 psi (862 kPa) static (per ANSI and CSA requirements), pressures exceeding 80 psi (552 kPa) are not recommended. In cases of thermal expansion or leaking pressure reducing valves, the use of expansion tanks or relief valves is advised to prevent the system from exceeding its maximum intended pressure setting.
- Disinfection Cycle: Designed to accommodate routine 171°F (77°C) disinfection cycles lasting up to 30 minutes.
- Disinfection Cycle: The trim used in conjunction with ELAVT0001ARI is specifically designed for routine disinfection cycles at 171°F (77°C), lasting up to 30 minutes. However, it's important to note that using the trim with ELAVT0008ARI is not recommended for high-temperature disinfection cycles. This is because the thermostatic mixing valve imposes limits on the flow outlet at higher temperatures.



NOTICE Dimensions are for reference only. Measurements may vary $\pm 0.25"$ (6 mm).

Max. flow rates are at 60 psi (414 kPa).

WaterSense® is a registered trademark of the U.S. Environmental Protection Agency.

Delta Faucet Company reserves the right (1) to make changes in specifications and materials, and (2) to change or discontinue models, both without notice or obligation. See current full-line price book for finish options and product availability.

Masco Canada Limited
350 South Edgeware Rd, St Thomas, Ontario, Canada N5P 4L1
1-800-387-8277

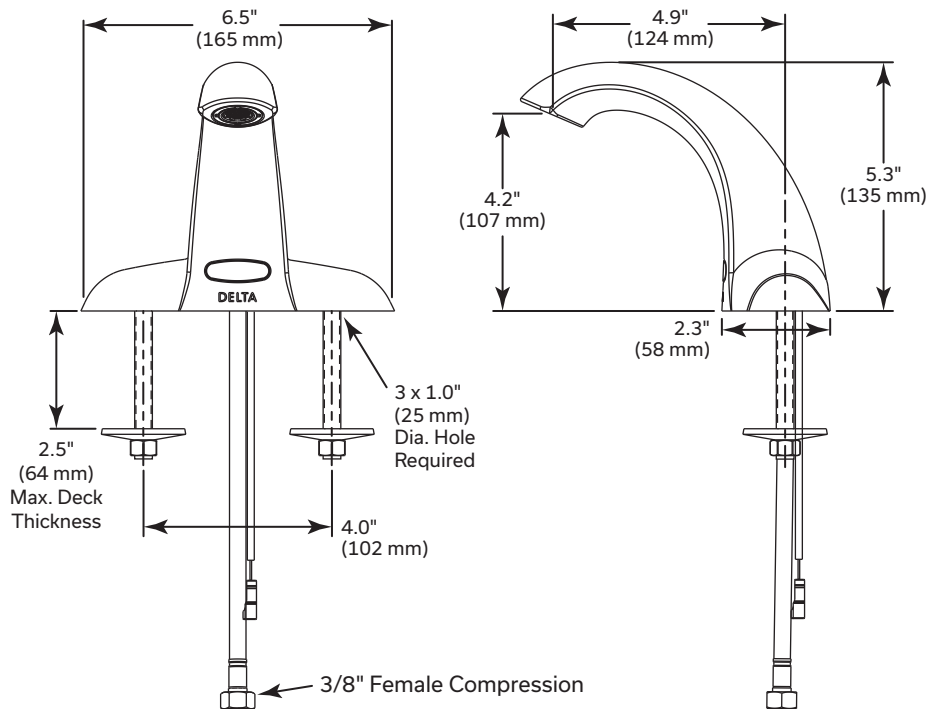
591TF0228TR

This spec was produced on April 05, 2024.

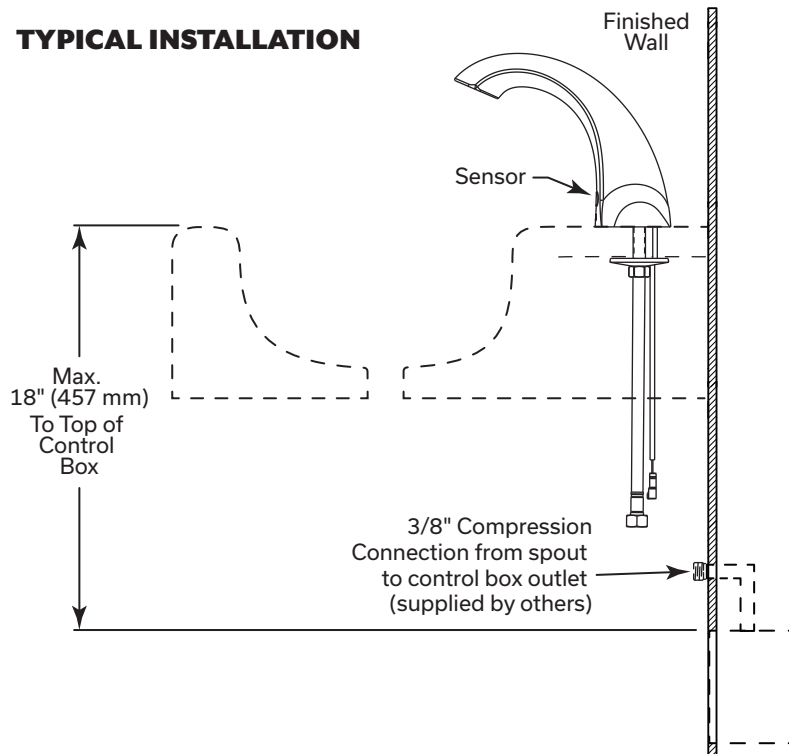


591TF Series Electronic Faucet Trim for Recess Mounted Control Box

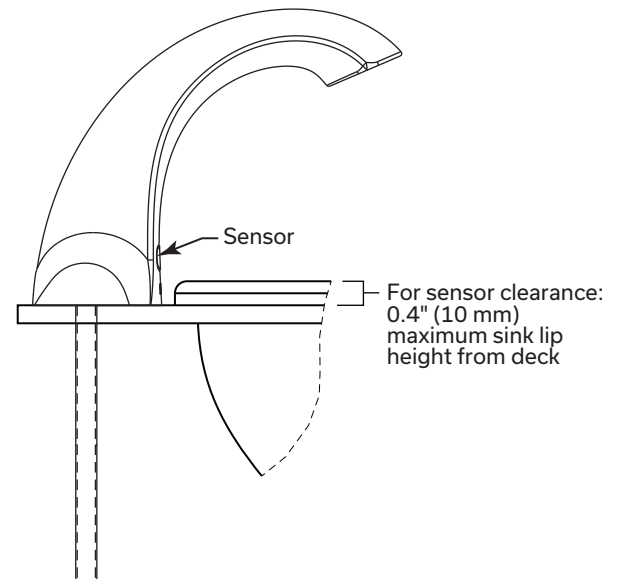
591TF0228TR



TYPICAL INSTALLATION



SENSOR CLEARANCE



NOTICE Dimensions are for reference only. Measurements may vary $\pm 0.25"$ (6 mm).

Max. flow rates are at 60 psi (414 kPa).

WaterSense® is a registered trademark of the U.S. Environmental Protection Agency.

Delta Faucet Company reserves the right (1) to make changes in specifications and materials, and (2) to change or discontinue models, both without notice or obligation. See current full-line price book for finish options and product availability.

Masco Canada Limited
350 South Edgeware Rd, St Thomas, Ontario, Canada N5P 4L1
1-800-387-8277

591TF0228TR

This spec was produced on April 05, 2024.