



## Plug-in Operated - Deck Mount Electronic Lavatory Faucet - 8" (203 mm) Centers

# 592-PALGHDF-PI

## Description

The model features a flow rate of 0.5 gpm (1.9 L/min) with a laminar spray type, complemented by Proximity® Sensing Technology for efficient sensor functionality. Powered through a convenient plug-in mechanism, eliminating the need for batteries. The chrome finish enhances its aesthetic appeal, and the deck mount installation is complemented by a 8" (203 mm) cover plate with an anti-rotation pin for enhanced stability. The spout is constructed entirely from metal, and the solenoid and controller are housed in a surface mount configuration, combining durability with functional design.

## Specification

- Flow Rate: 0.5 gpm (1.9 L/min)
- Spray Type: Laminar
- Sensor Type: Proximity® Sensing Technology
- Power Supply: Plug-in
- Finish: Chrome
- Mounting Type: Deck Mount
- 8" (203 mm) centres cover plate with anti-rotation pin
- All Metal Spout Construction
- Solenoid and Controller in Surface Mount Housing

## Features

- Proximity® Sensing Technology - No visible sensor, the spout is the sensor
- Adjustable Sensing Range and Timeout - Customize sensing range and timeout settings based on specific preferences and needs
- Serviceable Filter Screen - Equipped with a conveniently serviceable filter screen located upstream of the solenoid valve
- 8" (203 mm) cover plate with anti-rotation pin
- Hands-Free Operation: Allows for touchless operation, promoting hygiene and convenience

## Required Accessories

- R2570-MIXLF or R3270-MIXLF - Thermostatic Mixing Valve Required for Surface Mount Box

## Optional Accessories

- 063268A - Battery Backup Assembly for Surface Mount Box
- 060651A - 3 Position Switch
- 061256A - 36" (91 cm) Sensor Extension Cable
- 063266A - Plug-in Power Supply 60" (152 cm)
- 063272A - Ganging Cable 60" (152 cm)

## Complies With

- ASME A112.18.1/CSA B125.1
- ICC/ANSI A117.1
- Verified compliant with 0.25% weighted average Pb content regulations



(Contact Delta Representative for State and/or Local Approvals)



## Operation

- Hands-Free Operation - No visible sensor, the spout is the sensor - Water flows when sensing is activated - Water flow stops promptly upon deactivation of sensing
- Adjustable Auto Shut-off - The auto shut-off feature is adjustable, with a factory setting of 45 seconds
- Adjustable Sensing Distance - Sensing distance can be customized from 3" to 15" (76 to 381mm) - The factory setting is 3" (76 mm)
- Metering Mode - Offers selectable flow times ranging from 7 seconds to 4 minutes - Factory setting is off
- Periodic Rinse Feature - Time for periodic rinse is adjustable in 6-hour increments, up to 2 days - Selectable rinsing lengths range from 10 to 180 seconds - Factory setting is off
- Single Tempered Water Supply Requirement - Ensures optimal operation by necessitating a single tempered water supply
- Maximum combination of 5 faucets and 4 ganging cables can be connected to 1 plug-in power supply

## Notes

- Designed to accommodate routine 180°F (82°C) disinfection cycles lasting up to 10 minutes
- Use only Delta® supplied cable sets. Using non-Delta® cables, cutting or splitting any components will void the warranty
- Compatibility: Proximity® models are not suitable for use on enamel-covered metal sinks

**NOTICE** Dimensions are for reference only. Measurements may vary ± 0.25" (6 mm).

Max. flow rates are at 60 psi (414 kPa).

WaterSense® is a registered trademark of the U.S. Environmental Protection Agency.

Delta Faucet Company reserves the right (1) to make changes in specifications and materials, and (2) to change or discontinue models, both without notice or obligation. See current full-line price book for finish options and product availability.

Masco Canada Limited  
350 South Edgeware Rd, St Thomas, Ontario, Canada N5P 4L1  
1-800-387-8277

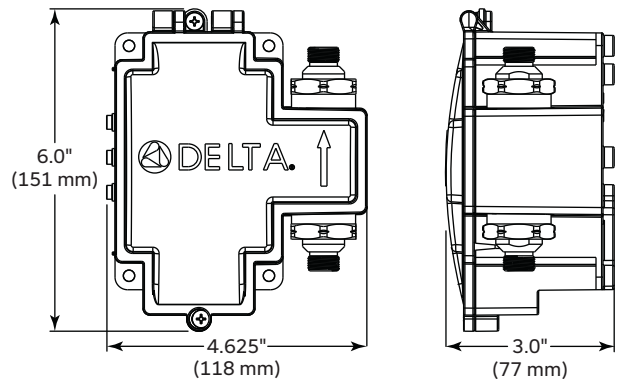
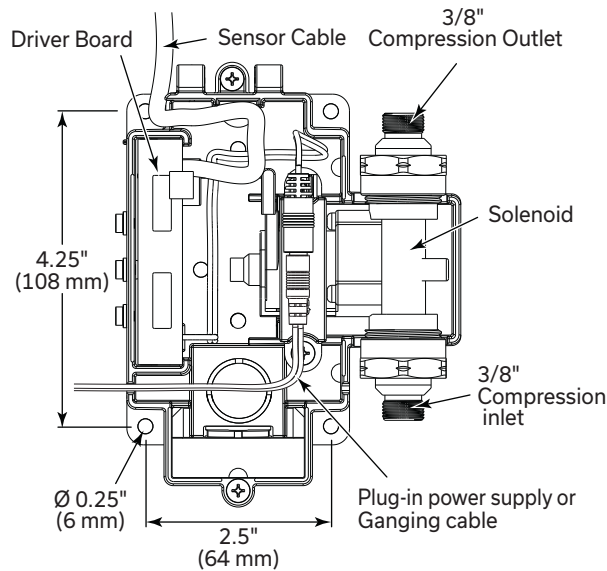
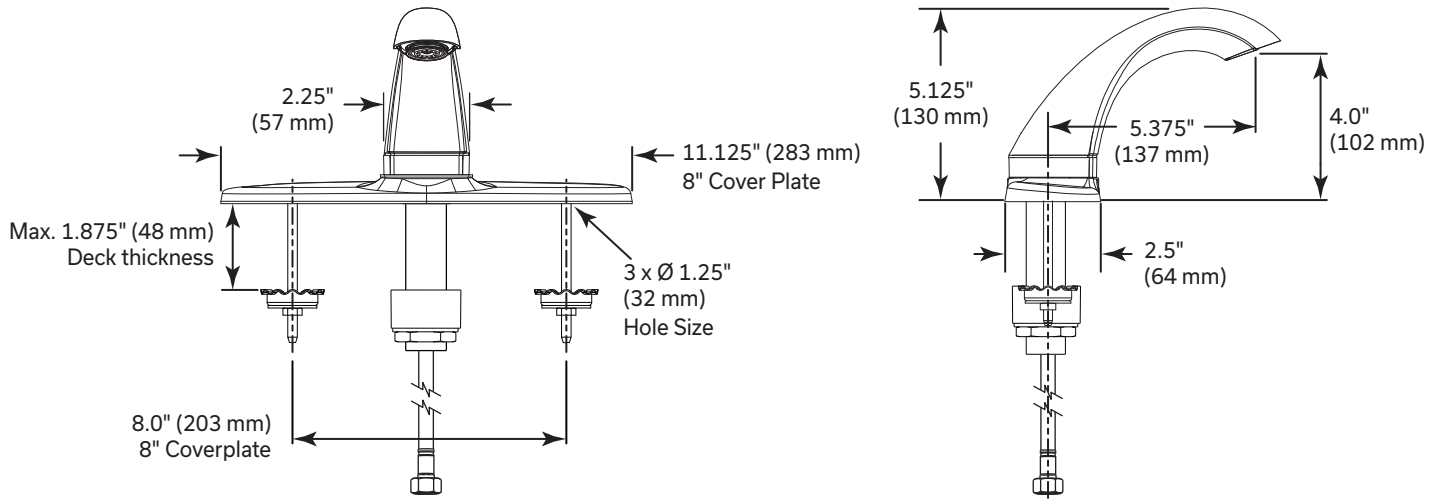
**592-PALGHDF-PI**

This spec was produced on April 08, 2024.



Plug-in Operated - Deck Mount Electronic Lavatory  
Faucet - 8" (203 mm) Centers

# 592-PALGHDF-PI



**NOTICE** Dimensions are for reference only. Measurements may vary  $\pm 0.25"$  (6 mm).

Max. flow rates are at 60 psi (414 kPa).

WaterSense® is a registered trademark of the U.S. Environmental Protection Agency.

Delta Faucet Company reserves the right (1) to make changes in specifications and materials, and (2) to change or discontinue models, both without notice or obligation. See current full-line price book for finish options and product availability.

Masco Canada Limited  
350 South Edgeware Rd, St Thomas, Ontario, Canada N5P 4L1  
1-800-387-8277

## 592-PALGHDF-PI

This spec was produced on April 08, 2024.