

Submitted Model No.: _____
 Specific Features: _____



PERSONAL HAND HELD SHOWERS

- 69" (1753 mm) Plastic Hose
- Certified Dual Check Valves
- 24" Wall Bar, Wall Mount or Shower Arm Mount

STANDARD SPECIFICATIONS:

- 2.5 gpm @ 80 psi (9.5 L/min @ 552 kPa)
 - ABS hand held shower with one or three spray patterns – not a positive shut-off.
 - 69" (1753 mm) flexible plastic hose.
 - 60"-82" (1524 mm - 2083 mm) Stretchable metal hose - 54613 only.
 - Certified dual check valves for backflow protection.
 - 24" (610 mm) wall bar with adjustable slide (allows for adjustable shower height) - 54713, 55710, 56713 and 57713 only. Not to be used as a Grab Bar. Not ADA compliant.
 - Wall mount bracket - 54510, 54513, 56510, 56513 and 57513 only.
 - Shower Mount Bracket - 56613 and 54613.
- *Note:** Product manufactured after Nov. 1, 2010 will be 2.0 gpm and will meet WaterSense® requirements.

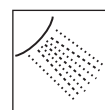
WARRANTY

- Lifetime limited warranty on parts (other than electronic parts and batteries) and finishes; or for commercial users, for 5 years from the date of purchase.
- 5 year limited warranty on electronic parts (other than batteries); or for commercial users, for 1 year from the date of purchase. No warranty is provided on batteries.

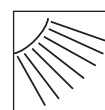
COMPLIES WITH:

- ASME A112.18.1/CSA B125.1 ♦

Spray Patterns



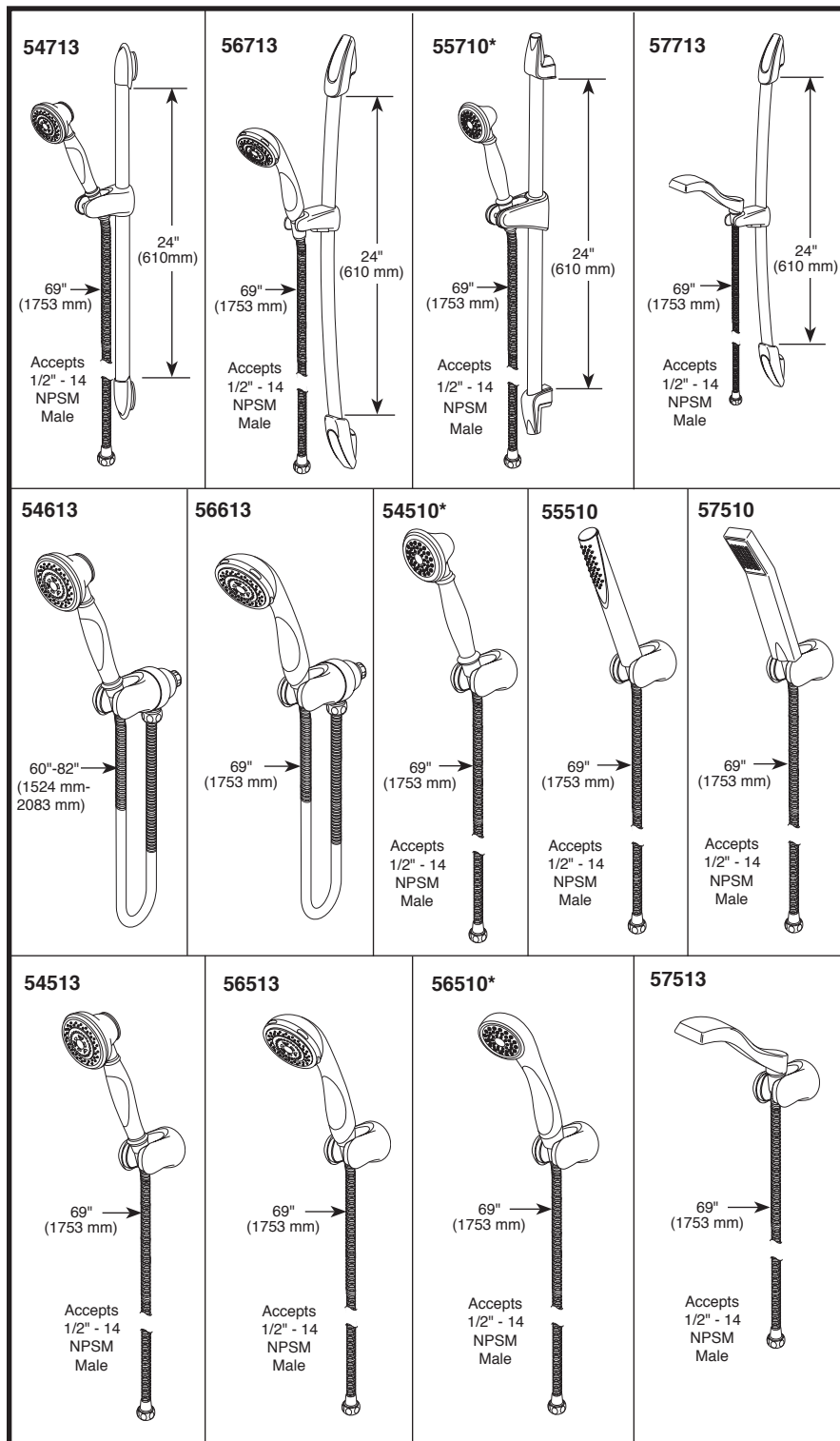
Massage
Spray



Full Spray



Aerated Soft
Spray



- ♦ Your Delta Faucet hand shower incorporates a backflow protection system that has been tested to be in compliance with ASME A112.18.3 and ASME A112.18.1/CSA B125.1. It incorporates two certified check valves in series, which operate independently and are integral, non-serviceable parts of the wand assembly.

Delta reserves the right (1) to make changes in specifications and materials, and (2) to change or discontinue models, both without notice or obligation. Dimensions are for reference only. See current full-line price book or www.deltafaucet.com for finish options and product availability.

DSP-B-56510 Rev. G



55 E. 111th Street, Indianapolis, Indiana 46280
 350 South Edgeware Road, St. Thomas, Ontario Canada N5P 4L1
 © 2015 Masco Corporation of Indiana