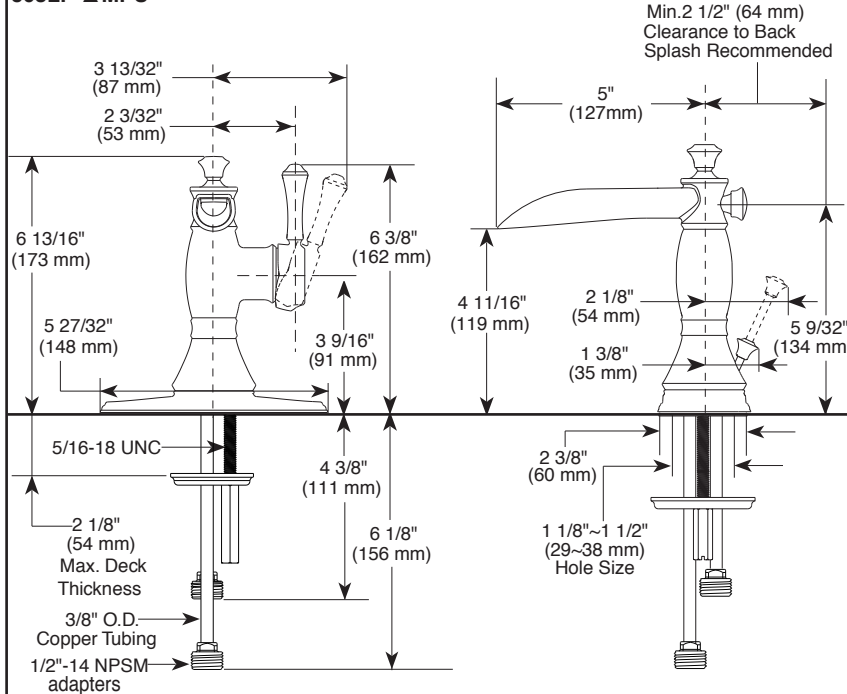


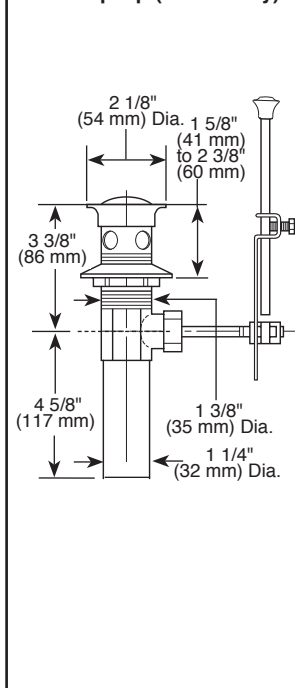
Submitted Model No.:

Specific Features:

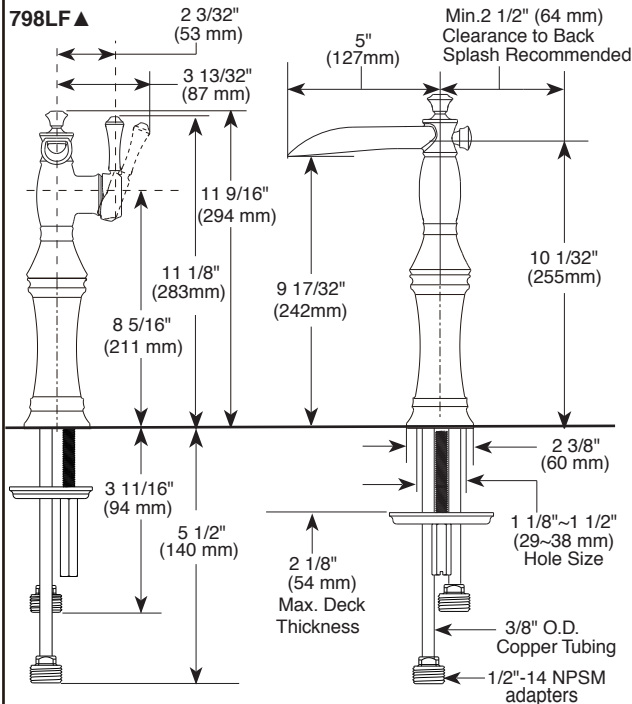
598LF-▲MPU



Metal Pop-Up (598LF only)



798LF▲



LAVATORY FAUCET

- Cassidy™ Series
- Single Handle Deck Mount
- Single Hole Riser Models

STANDARD SPECIFICATIONS:

- Max. 1.5 gpm @ 60 psi, 5.7 L/MIn @ 414 kPa
- One or three hole mount (escutcheon optional)
- Control mechanism is replaceable cartridge with ceramic plates
- 1/2" NPSM threaded male inlet adapters
- Models have metal drain with pop-up type fitting with plated flange and stopper (598LF only)

WARRANTY

- Lifetime limited warranty on parts (other than electronic parts and batteries) and finishes: or, for commercial users, for 5 years from date of purchase.
- 5 year limited warranty on electronic parts (other than batteries); or, for commercial users, for 1 year from the date of purchase. No warranty is provided on batteries.



COMPLIES WITH:

- ASME A112.18.1 M / CSA B125.1

Indicates compliance to ICC/ANSI A117.1

- EPA WaterSense®

Verified compliant with 0.25% weighted average Pb content regulations.



55 E. 111th Street, Indianapolis, Indiana 46280
350 South Edgeware Road, St. Thomas, Ontario Canada N5P 4L1
© 2015 Masco Corporation of Indiana

▲ Designate proper finish suffix

Delta reserves the right (1) to make changes in specifications and materials, and (2) to change or discontinue models, both without notice or obligation. Dimensions are for reference only. See full-line price book or www.deltafaucet.com for finish options and product availability.

DSP-L-598LF Rev. E