



## Riosa™ TOILET C43906▲

### Technical Information

Fixture configuration	Two-piece, elongated
Water per flush	1.28 gpf (4.8 lpf)
Passageway	2" (51mm)
Water area	9 1/4" X 5 1/2" (210mm x 140 mm)
Water depth from rim	7 5/8" (194 mm)
Seat post hole centers	5 1/2" (140mm)
Included Components:	
Bowl	RP71169▲
Tank	RP71191▲
Tank Cover	RP71175▲
Trip Lever	RP71172▲
Mounting Hardware – Bowl to floor	RP71146 & RP71200
Mounting Hardware – Tank to bowl	RP72471
Seat Assembly	RP71194▲

### Installation Notes

- Install this product according to the installation guide.
- This model complies with the American Disabilities Act (ADA) when installed per the requirements of the Accessibility Guidelines, Section 604 Water Closets, of the Act, which includes the installation of an open front seat (not included).
- This model complies with CSA B651 when installed per Clause 4.3.6 of the standard.

### STANDARD SPECIFICATIONS

- Vitreous China.
- Concealed trap way.
- 29 7/8" (760mm) in length, 16 5/16" (414mm) in width, 32 15/16" (837mm) in height.
- Single/High Efficiency Toilet (HET) flush system.
- Elongated bowl with chair height design (17" top of seat).
- 12" (305 mm) rough-in.
- High efficiency 1.28 gpf (4.8 lpf).
- 1,000g MaP score.
- 3" flush valve.
- Smart-fit™ Tank-to-Bowl connection with tool for installation.
- Smart-fit™ supply line included.
- 2" (51mm) fully glazed trap way.
- Includes polished chrome trip lever.
- Includes EZ Out™ Toilet Removal kit (including sponge, towel, gloves, scraper and plastic bag).
- Includes a slow-close and quick release toilet seat.

### LIMITED WARRANTY

- Chinaware parts warranted to original consumer purchaser.
- 5 year warranty on mechanical components, fill valve, flush valve, flush lever handle, and mounting bolts will apply.
- The toilet seat & lid will have a 1 year warranty.



### COMPLIES WITH

- ADA
- ASME A112.19.2 / CSA B45.1
- ASME A112.19.5
- ICC / ANSI A117.1
- EPA WaterSense® High Efficiency Toilet
- CalGreen



55 E. 111th Street, Indianapolis, Indiana 46280  
 350 South Edgeware Road, St. Thomas, Ontario Canada N5P 4L1  
 © 2015 Masco Corporation of Indiana  
 USA / Canada: 1-855-345-1345  
[www.deltatoilet.com](http://www.deltatoilet.com)

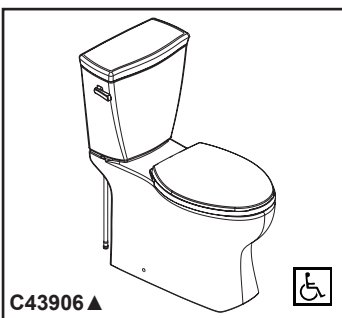
### ▲ Designate proper finish suffix (-WH for white)

Delta reserves the right (1) to make changes in specifications and materials, and (2) to change or discontinue models, both without notice or obligation. Dimensions are for reference only. See full-line price book or [www.deltatoilet.com](http://www.deltatoilet.com) for finish options and product availability.



# Riosa™ TOILET C43906▲

■ Elongated Bowl

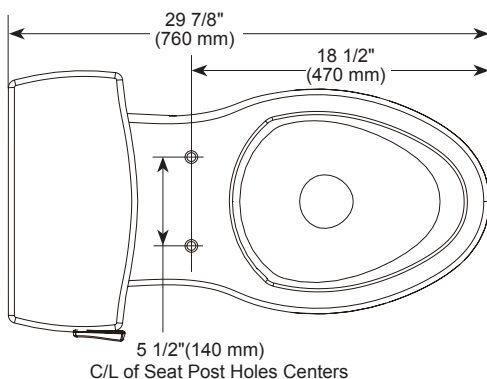


C43906▲

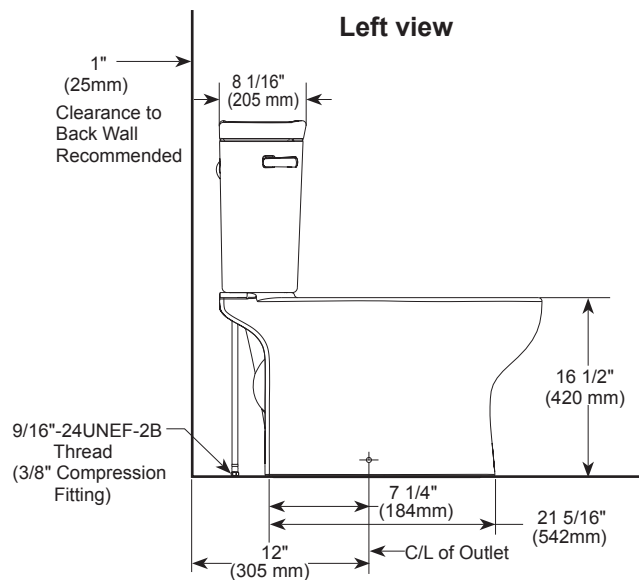
Submitted Model No.: \_\_\_\_\_

Specific Features: \_\_\_\_\_

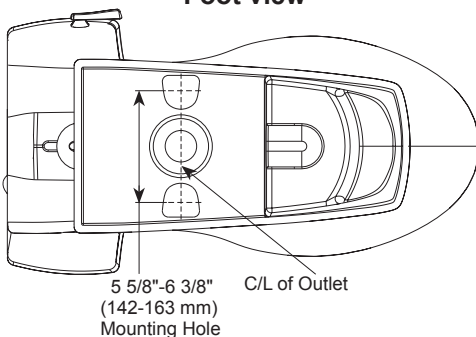
**Top down view**



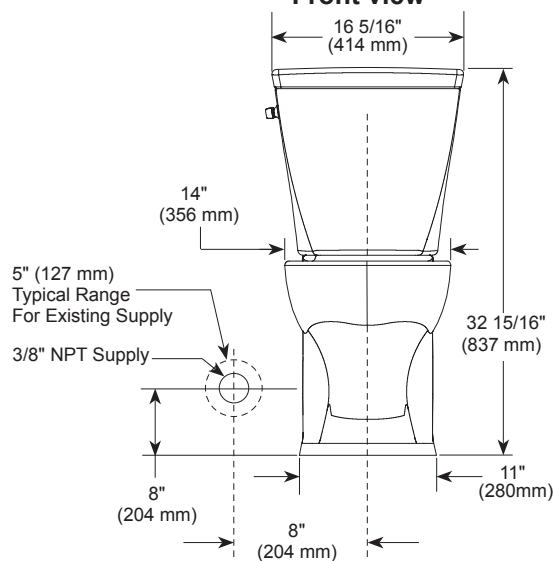
**Left view**



**Foot view**



**Front view**



**▲ Designate proper finish suffix (-WH for white)**

Delta reserves the right (1) to make changes in specifications and materials, and (2) to change or discontinue models, both without notice or obligation. Dimensions are for reference only. See full-line pricebook or [www.deltatoilet.com](http://www.deltatoilet.com) for finish options and product availability.