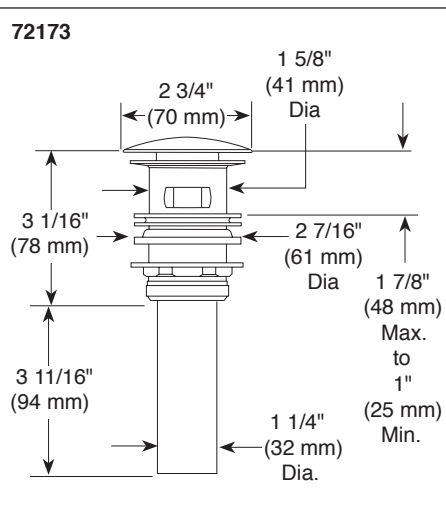
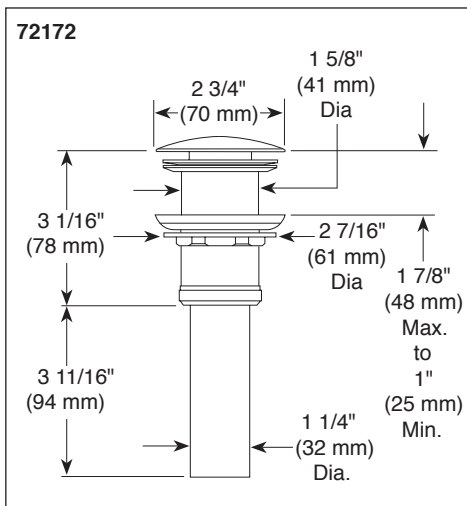
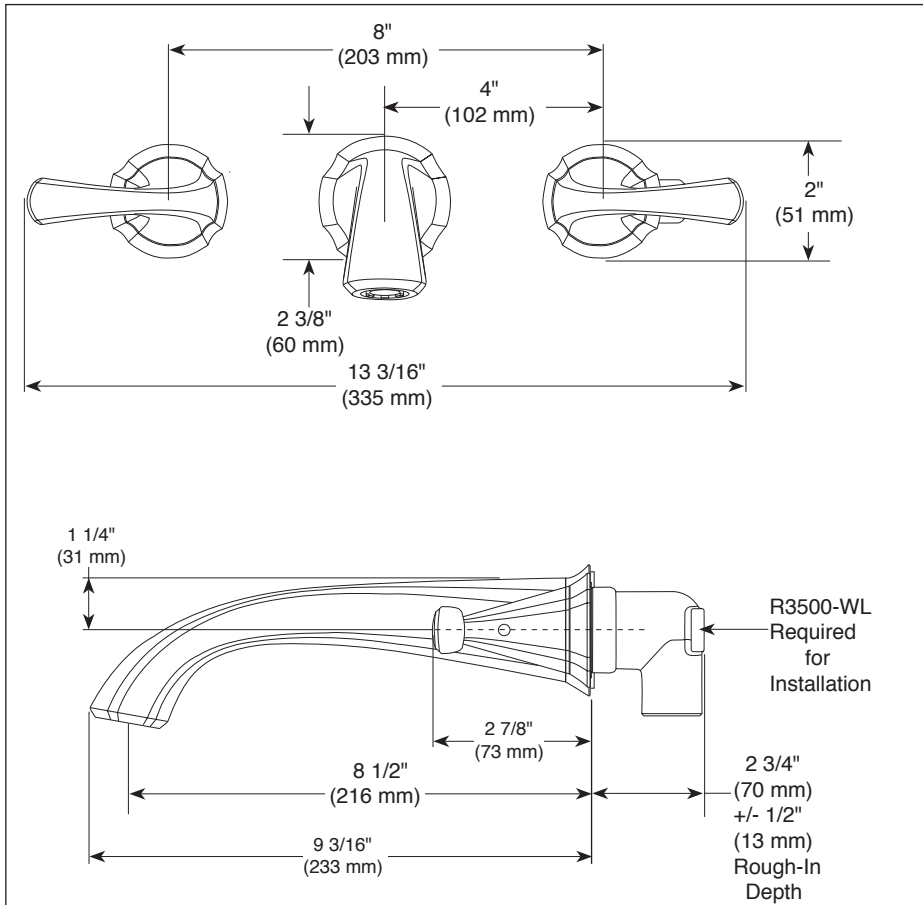


Submitted Model No.: _____
 Specific Features: _____



▲ Designate proper finish suffix

Delta reserves the right (1) to make changes in specifications and materials, and (2) to change or discontinue models, both without notice or obligation. Dimensions are for reference only. See current full-line price book or www.deltafaucet.com for finish options and product availability.



LAVATORY FAUCETS

- Addison® Series Bath Collection
- Two Handle

STANDARD SPECIFICATIONS:

- Maximum 1.20 gpm @ 60 psi, 4.54 L/min @ 414 kPa
- Three hole wall mount
- Cast brass body
- 1/4 turn stops
- Control mechanism shall be of the rotating cylinder type with ceramic discs and 90° rotation.
- 1/2" -14 NPT threaded female inlets
- Rough-in R3500-WL required for installation
- Purchase drain separately
- Accommodates wall thicknesses from 1/8" to 1 1/8"

WARRANTY

- Lifetime limited warranty on parts (other than electronic parts and batteries) and finishes; or for commercial users, for 5 years from the date of purchase.
- 5 year limited warranty on electronic parts (other than batteries); or for commercial users, for 1 year from the date of purchase. No warranty is provided on batteries.



COMPLIES WITH

- ASME A112.18.1/CSA B125.1
- ASME A112.18.2 / CSA B125.2
- Indicates compliance to ICC / ANSI A117.1
- EPA WaterSense®
- Verified compliant with .25% weighted average Pb content regulations.



55 E. 111th Street, Indianapolis, Indiana 46280
 350 South Edgeview Road, St. Thomas, ON N5P 4L1
 © 2016 Masco Corporation of Indiana