

PRODUCT SPECIFICATIONS

Outdoor ezH2O[®] Upper Bottle Filling Station Tri-Level Pedestal Non-Filtered Non-Refrigerated FR. Features shall include Heavy Duty Vandal Resistant, Laminar Flow, Sealed Freeze Resistant, 300 Series Stainless. Furnished with Vandal Resistant bubbler. Mechanical Button activation. Product shall be Floor Mount/Freestanding, for Outdoor applications, serving 3 station(s).

| | |
|---------------------------------|--|
| Special Features: | Heavy Duty Vandal Resistant, Laminar Flow, Sealed Freeze Resistant, 300 Series Stainless |
| Finish: | Black (BK), Blue (BLU), Evergreen (EVG), Gray (GRY) |
| Power: | No Electrical Required |
| Bubbler Style: | Vandal Resistant |
| Activation by: | Mechanical Button |
| Mounting Type: | Floor Mount/Freestanding |
| Chilling Capacity: | Non-refrigerated |
| Dimensions (L x W x H): | 14" x 48" x 64" |
| Approx. Shipping Weight: | 215 lbs. |
| Installation Location**: | Outdoor |
| No. of Stations Served: | 3 |

**When used in non-temperature controlled environments, unit(s) must be adequately winterized and/or protected from extreme heat to prevent damage where climates dictate.

Special Note: To meet the full requirements for ADA please choose LK4430BF1L for adult installations and LK4430BF1M for child ADA. Bottle Filler Stations 1 (Upper), Bubbler Stations 2 (Mid-Low), Choose from 4 color options

- Mechanically-Activated unit continues to supply water in event of service disruptions.
- Laminar flow provides clean fill with minimal splash.
- Sealed Freeze Resistant Valve System: Fully sealed freeze resistant system that minimizes chance of ground water contamination, and prevents drain water from mixing with fresh water. Designed for ground installation below the frost line.



Included with Product: Outdoor Bottle Filler, Freeze Resistant Valve

▼ Ships in multiple boxes.

A Century of Tradition and Quality. For more than 100 years, Elkay has been making innovative products and providing exceptional customer care. We take pride in offering plumbing products that make life easier, inspire change and leave the world a better place.



PRODUCT COMPLIANCE

- ADA & ICC A117.1
- ASME A112.19.3/CSA B45.4
- NSF/ANSI 61 (Q≤1) & 372 (lead free)



Complies with ADA & ICC A117.1 accessibility requirements when installed according to the requirements outlined in these standards. Installation may require additional components and/or construction features to be fully compliant. Consult the local Authority Having Jurisdiction if necessary.

[Installation Instructions \(PDF\) - 1000004247](#)

Warranty pertains to drinking water applications only. Non-drinking water applications are not covered under warranty.

[Warranty \(PDF\)](#)

PART: _____ QTY: _____
 PROJECT: _____
 CONTACT: _____
 DATE: _____
 NOTES: _____
 APPROVAL: _____

In keeping with our policy of continuing product improvement, Elkay reserves the right to change product specifications without notice. Please visit elkay.com for the most current version of Elkay product specification sheets. This specification describes an Elkay product with design, quality, and functional benefits to the user. When making a comparison of other producers' offerings, be certain these features are not overlooked.

| Optional Accessories | | |
|------------------------|---|---|
| 97890C | Accessory - Direct Bury Adaptor Spec Sheet (PDF) |  |

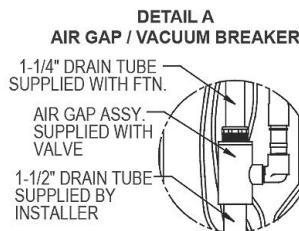
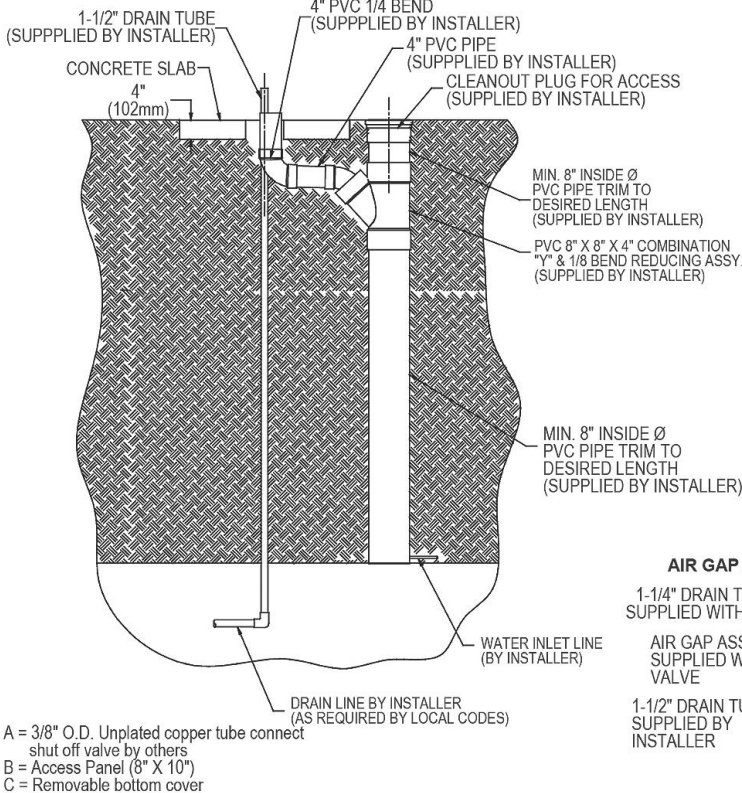
MOUNTING INSTRUCTIONS and PLUMBING INSTRUCTIONS

Site and drainage excavation is required for fountain installation. Refer to owner's manual for site preparation details. Provide solid, well-drained surface to mount pedestal fountain (concrete pad recommended) with adequate support (300 lb. load minimum). (6) 3/8" minimum fasteners (not included) should be attached securely to mounting surface in order to secure fountain, (Refer to rough-in diagram), and be sure to allow an opening for the freeze-resistant valve in the ground as shown in the installation instructions that accompany the fountain. (Refer to the rough-in diagram below). Refer to local codes for any additional requirements.

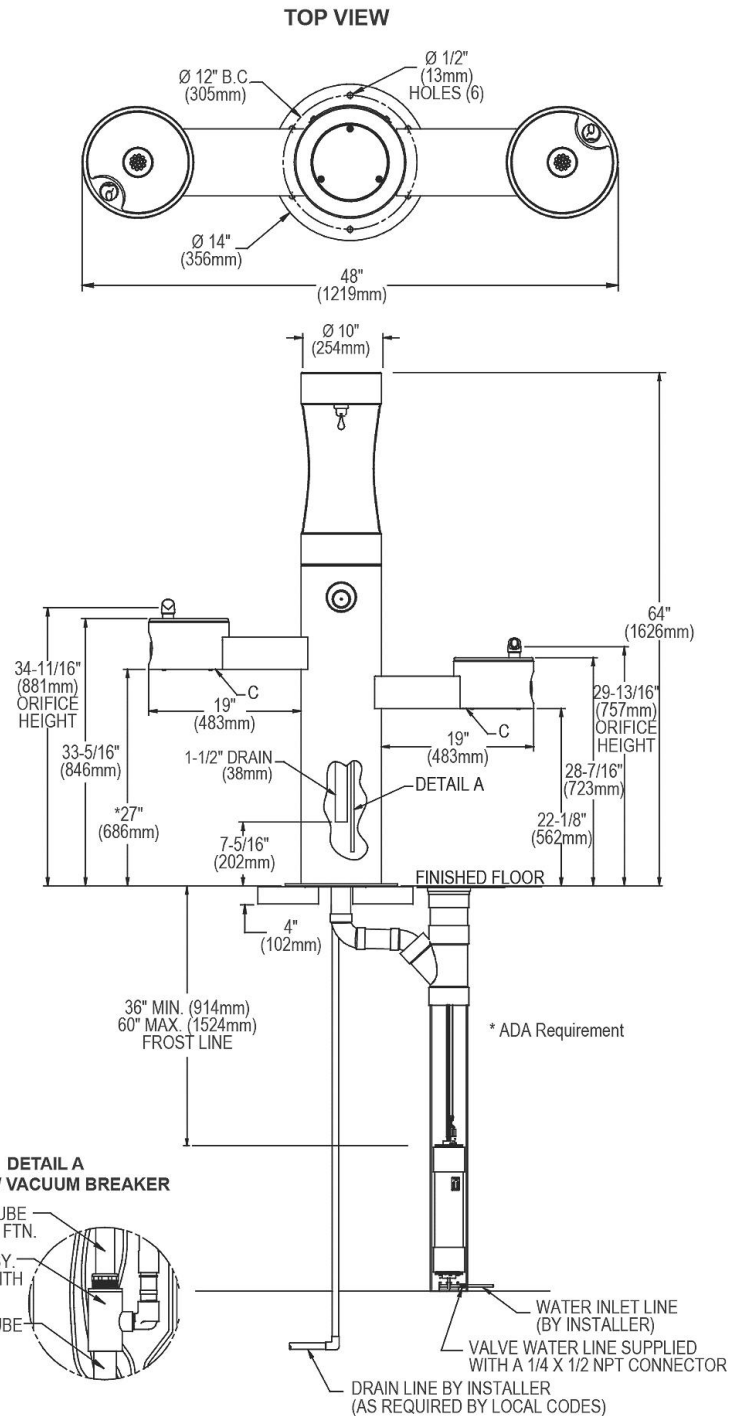
Locate and install plumbing through ground as required. Assemble fountain to prepared site and mounting pad.

NOTE: Fountain is not furnished with service valve.
Position pedestal over plumbing and secure base to fasteners. Remove access panels and connect supply and water lines. Turn on water supply and check for leaks. Refer to owner's manual for detailed instructions. Reassemble access panels to pedestal. Trap and service stop not included.

SANITARY FREEZE-RESISTANT VALVE GROUND INSTALL DETAIL



OPERATING PRESSURES:
Supply water 20 – 105 psi maximum



In keeping with our policy of continuing product improvement, Elkay reserves the right to change product specifications without notice. Please visit elkay.com for the most current version of Elkay product specification sheets. This specification describes an Elkay product with design, quality, and functional benefits to the user. When making a comparison of other producers' offerings, be certain these features are not overlooked.