

24158

GROHTHERM CUBE

DUAL FUNCTION 2-HANDLE THERMOSTATIC VALVE TRIM









STANDARD SPECIFICATION:

- GROHE LongLife finish
- GROHE TurboStat compact cartridge with wax thermoelement
- Thermostatic temperature control with GROHE SafeStop safety button at 100°F/38°C
- GROHE SafeStop Plus temperature limiter at 115° F/46° C
- 6 1/4" Metal wall trim plate with GROHE FastFixation (concealed mounting screws)
- Metal trim angle adjustable up to 6°
- GROHE AquaDimmer (top handle) includes integrated shut off & 2-way diverter (2 discrete functions)
- Metal cube handles
- Includes service stops
- 7.1gpm at 45psi
- Optional AquaDimmer stop ring for shared function (14 060 000) (sold separately)
- Requires GROHE Rapido SmartBox (35 601 000) (sold separately)



AVAILABLE FINISHES:

- 24158000  GROHE StarLight Chrome
- 241582430  Matte Black
- 24158A00  Hard Graphite
- 24158AL0  Brushed Hard Graphite
- 24158DL0  Brushed Warm Sunset
- 24158EN0  Brushed Nickel InfinityFinish
- 24158GN0  Brushed Cool Sunrise

CERTIFICATIONS:



- CALGreen Compliant
- Massachusetts Plumbing Board Approved
- ASSE 1016
- CSA B125.1
- CSA B125.16
- ASME A112.18.1
- ASME A112.1016
- Complies with lead plumbing laws

PRODUCT FEATURES:



NOTE: Install this product according to the installation guide. ADA, CSA compliant when installed to the specific requirements of these regulations.

We reserve the right to make revisions without notice to product specifications. 10-21-2025

US
Tel: 1.630.582.7711 Fax: 1.630.582.7722
For the most current Specification Sheet,
go to www.grohe.us.

Canada
Tel: 1.888.644.7643 Fax: 1.905.366.2071
For the most current Specification Sheet,
go to www.grohe.ca.

PART OF LIXIL

24158

GROHTHERM CUBE

DUAL FUNCTION 2-HANDLE THERMOSTATIC VALVE TRIM



GROHE SPA

TECHNICAL DATA:

Product Height	6-1/4 in
Product Length	1-11/16 in
Product Width	6-1/4 in

