

### Features

- Adjustable oversized sprayface
- MasterClean™ sprayface resists hard water buildup and is easy to clean
- Complements Forté® faucet line
- Ergonomic sprayhead pivots
- 1.75 gpm (6.6 L) per minute maximum flow rate
- Wide Coverage, medium coverage, forceful utility spray, and water-saving spray option
- Water-saving spray meets ADA requirement for non-positive shutoff

### Optional Accessories

K-8593 72" Shower Hose  
K-9514 60" Shower Hose  
K-45981 Shower Hose  
K-45982 Shower Hose



ADA

CSA B651

OBC

### Codes/Standards



ASME A112.18.1/CSA B125.1  
DOE - Energy Policy Act 1992  
EPA WaterSense®  
ADA  
ICC/ANSI A117.1  
CSA B651  
OBC

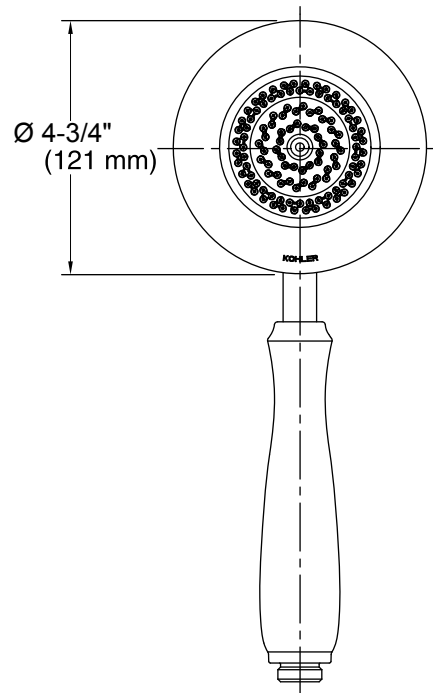
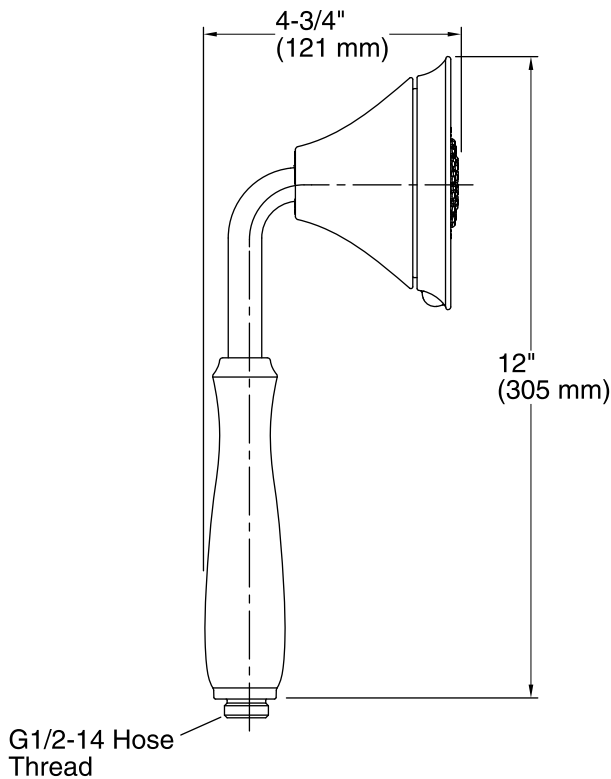
### KOHLER® Faucet Lifetime Limited Warranty

See website for detailed warranty information.

### Available Color/Finishes

*Color tiles intended for reference only.*

Color	Code	Description
	CP	Polished Chrome
	G	Brushed Chrome
	BN	Vibrant® Brushed Nickel
	2BZ	Oil-Rubbed Bronze



## Technical Information

All product dimensions are nominal.

### Handshower:

Rated maximum flow: 1.75 gal/min (6.6 l/min)

## Notes

Install this product according to the installation guide.

Plumbing codes require approved backflow prevention devices to be installed in-line to handshowers. Please consult with local plumbing officials.

ADA, OBC, CSA B651 compliant when installed to the specific requirements of these regulations.