

## Features

- Matching sidespray provides flexibility and convenience for cleaning and food prep.
- Ceramic disc valves exceed industry longevity standards, ensuring durable performance for life.
- Swing spout offers increased clearance for filling pots and cleaning.
- Single lever handle is simple to use and makes adjusting water temperature easy.
- Temperature memory allows faucet to be turned on and off at the temperature set during prior usage.
- 1.8 gpm (gallons per minute) maximum flow rate at 60 psi.
- Meets CalGreen requirements for kitchen faucets.

## Material

- Premium metal construction.
- KOHLER finishes resist corrosion and tarnishing.

## Installation

- Two-hole installation.
- Flexible supply lines simplify installation.

## Optional Accessories

1030920 Side Spray Deep Rough-In



ADA

## Codes/Standards

ASME A112.18.1/CSA B125.1

NSF 61

NSF 372

All applicable US Federal and State material regulations

DOE - Energy Policy Act 1992

California Energy Commission (CEC)

ADA






ICC/ANSI A117.1

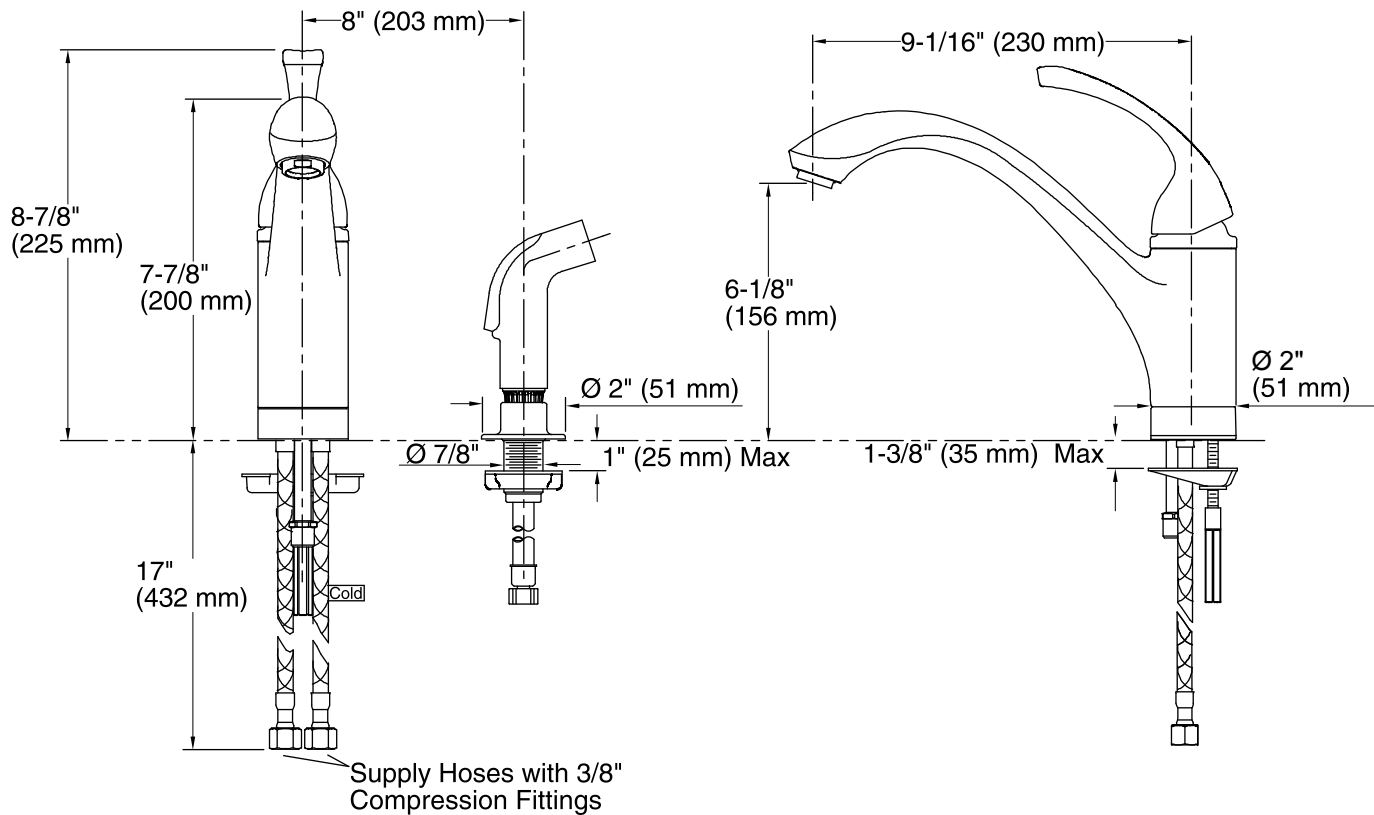
## KOHLER® Faucet Lifetime Limited Warranty

See website for detailed warranty information.

## Available Color/Finishes

*Color tiles intended for reference only.*

Color	Code	Description
	CP	Polished Chrome
	G	Brushed Chrome
	BN	Vibrant® Brushed Nickel
	VS	Vibrant® Stainless
	BV	Vibrant® Brushed Bronze



## Technical Information

All product dimensions are nominal.

### Spout:

Spout reach: 9-1/16" (230 mm)

### Faucet:

Flow rate: 1.8 gal/min (6.8 l/min)

Pressure: 60 psi (4.1 bar)

## Notes

Install this product according to the installation guide.

ADA compliant when installed to the specific requirements of these regulations.