



Features

- Integral flange.
- Right drain.
- Bask® heated surface creates spa-like relaxation with soothing warmth on your back, shoulders, and neck.
- Integral apron.
- Textured bottom surface.
- 60" (1524 mm) x 32" (813 mm) x 17" (432 mm)

Material

- Acrylic

Installation

- Alcove
- Installation footprint is 38" (965 mm) wide at center of apron.

Recommended Accessories

- K-7161-AF Bath Drain
- K-7213 27" Cable Bath Drain
- K-7214 27" Cable Bath Drain
- K-24916 Wireless Music Kit

Components

- Additional included component/s: 40" (1016 mm) cable.



Codes/Standards




CSA B45.5/IAPMO Z124
ASTM E162
ASTM E162
UL 1795
CSA C22.2 No. 218.2
Greenguard UL 2818 - Gold
CARB P2

KOHLER® One-Year Limited Warranty

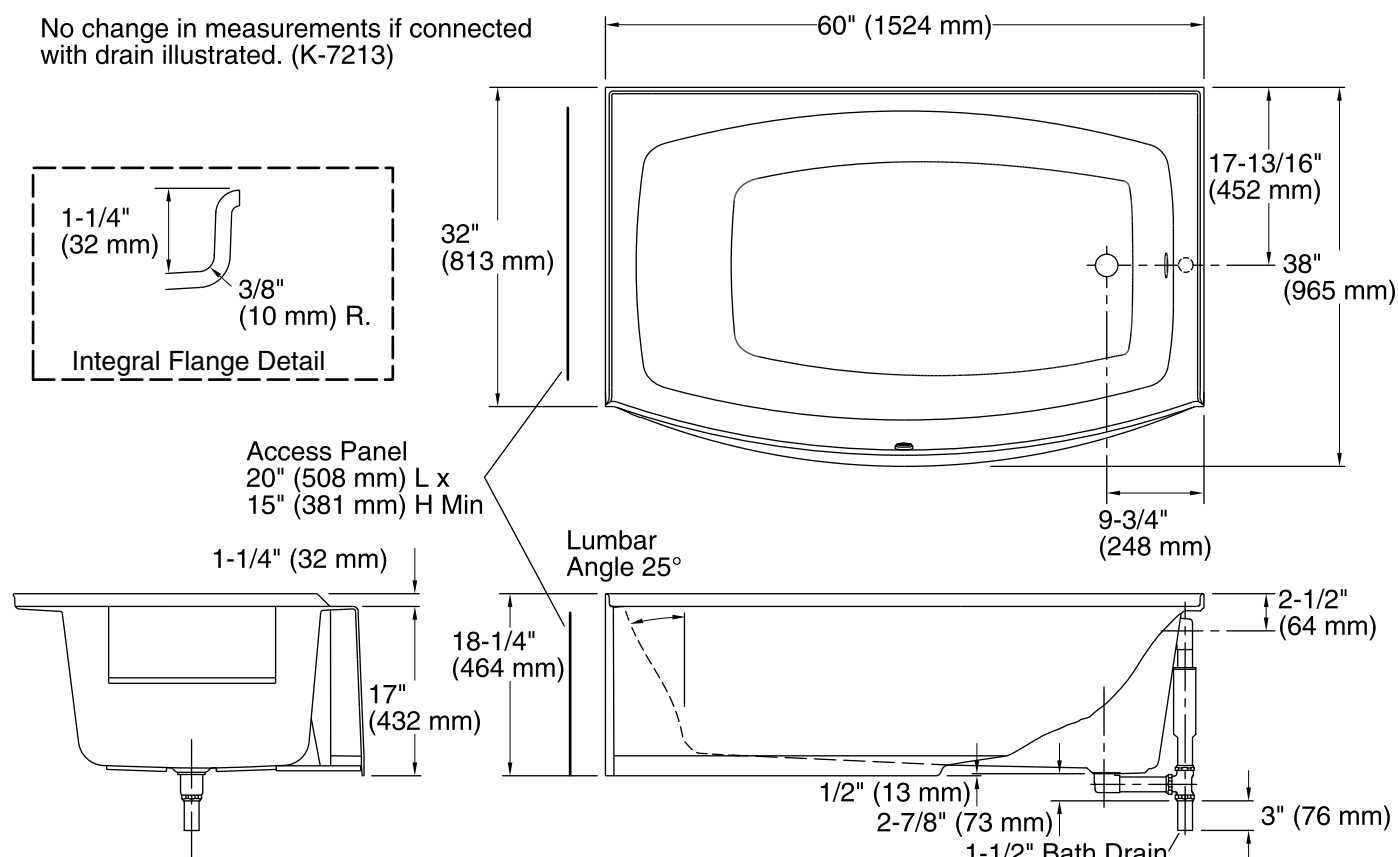
See website for detailed warranty information.

Available Color/Finishes

Color tiles intended for reference only.

Color	Code	Description
	0	White
	96	Biscuit
	47	Almond

No change in measurements if connected with drain illustrated. (K-7213)



Required Electrical Service

One circuit required, protected with Class A Ground-Fault Circuit-Interrupter (GFCI) or Residual Current Device (RCD).

Heated Surface: 120 V, 15 A

Technical Information

All product dimensions are nominal.

Installation:	3-Wall Alcove
Drain location:	Right
Basin area, bottom:	45-11/16" x 27-5/8" (1160 mm x 702 mm)
Basin area, top:	54" x 31" (1372 mm x 787 mm)
Weight:	78 lbs (35.4 kg)
Minimum floor load:	38 lbs/ft² (185.5 kg/m²)
Water depth:	12-5/8" (321 mm)
Water capacity:	60 gal (227.1 L)
Electrical component rating:	Heated Surface: 120 V, 0.5 A, 50/60 Hz, 65 W
Minimum flat for door:	0" (0 mm)

Notes

Measure your actual product for rough-in details.

Install this product according to the installation instructions.

The hot water supply should be 70% of the capacity of the bath or greater. Installations will vary.

Provide one grounded electrical outlet within 24" (610 mm) of each component.