



Windward®

5' Bath

K-1113-RA



Features

- Integral flange.
- Right drain.
- Integral lumbar support and armrests for comfort.
- Integral apron.
- 60" (1524 mm) x 42" (1067 mm) x 21" (533 mm)

Material

- Acrylic

Installation

- Alcove

Recommended Accessories

- K-11677 Bath Drain
- K-7166-AF Bath Drain
- K-1491 Bath/Whirlpool Pillow
- K-1601 Bath/Whirlpool Footstop
- K-7213 27" Cable Bath Drain
- K-7214 27" Cable Bath Drain
- K-7265 Clearflo Bath Drain
- K-37382 45" Rough-in Cable Bath Drain



Codes/Standards

CSA B45.5/IAPMO Z124
ASTM E162
ASTM E662
Greenguard UL 2818 - Gold




KOHLER® One-Year Limited Warranty

See website for detailed warranty information.

Available Color/Finishes

Color tiles intended for reference only.

Color	Code	Description
-------	------	-------------

	0	White
	96	Biscuit
	47	Almond

USA/Canada: 1-800-4KOHLER (1-800-456-4537)

Kohler Co. reserves the right to make revisions without notice to product specifications.

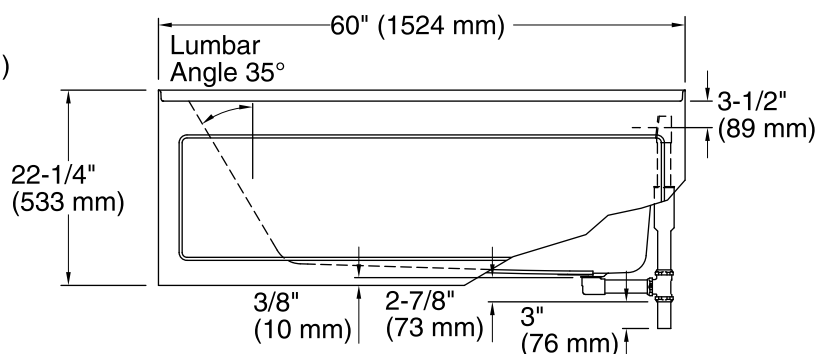
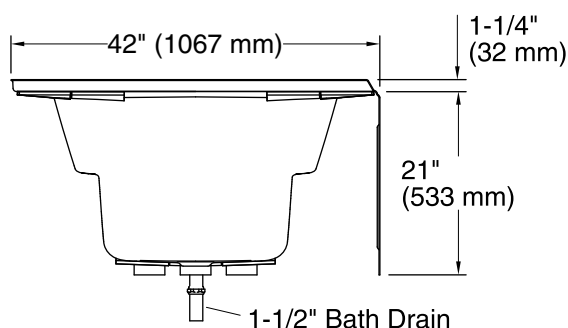
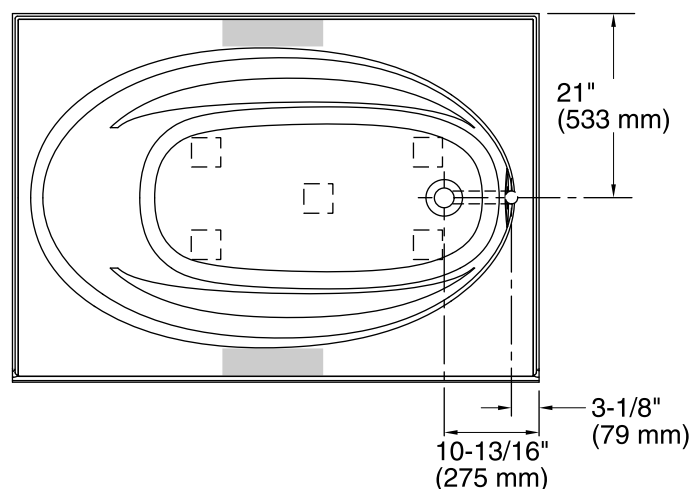
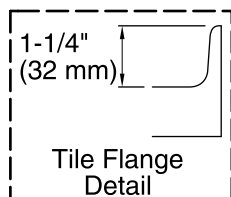
For the most current Specification Sheet, go to www.kohler.com.

1-13-2017 03:23

THE BOLD LOOK
OF **KOHLER®**

No change in measurements if connected with drain illustrated. (K-11677)

Recommended faucet area



Technical Information

All product dimensions are nominal.

Installation:	3-Wall Alcove
Drain location:	Right
Basin area, bottom:	41" x 20-1/2" (1041 mm x 521 mm)
Basin area, top:	53-1/2" x 32-1/8" (1359 mm x 816 mm)
Weight:	80 lbs (36.3 kg)
Minimum floor load:	33 lbs/ft ² (161.1 kg/m ²)
Water depth:	15" (381 mm)
Water capacity:	57 gal (215.8 L)
Minimum flat for door:	3-1/4" (83 mm)

Notes

Measure your actual product for rough-in details.

Install this product according to the installation instructions.

The hot water supply should be 70% of the capacity of the bath or greater. Installations will vary.

If installing a rim-mount faucet, make sure there is no interference with drain overflow before drilling any holes. Consult local and national codes for minimum air gap requirements if installing a spout on the faucet deck.