



Bancroft®

5' Bath

K-1150-LA



Features

- Integral flange.
- Left drain.
- Integral lumbar support.
- Integral apron.
- Coordinates with other products in the Bancroft® collection.
- 60" (1524 mm) x 32" (813 mm) x 20" (508 mm)

Material

- Acrylic

Installation

- Alcove

Recommended Accessories

K-11677 Bath Drain



Codes/Standards

CSA B45.5/IAPMO Z124

ASTM E162

ASTM E662

Greenguard UL 2818 - Gold






KOHLER® One-Year Limited Warranty

See website for detailed warranty information.

Available Color/Finishes

Color tiles intended for reference only.

Color	Code	Description
-------	------	-------------

	0	White
	96	Biscuit
	47	Almond
	NY	Dune
	G9	Sandbar

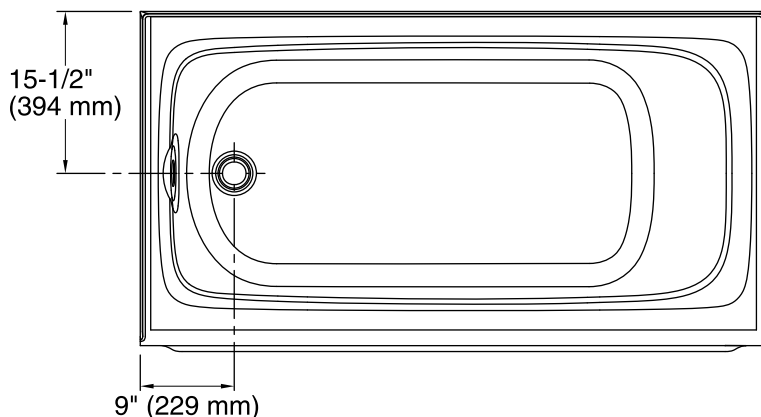
USA/Canada: 1-800-4KOHLER (1-800-456-4537)

Kohler Co. reserves the right to make revisions without notice to product specifications.

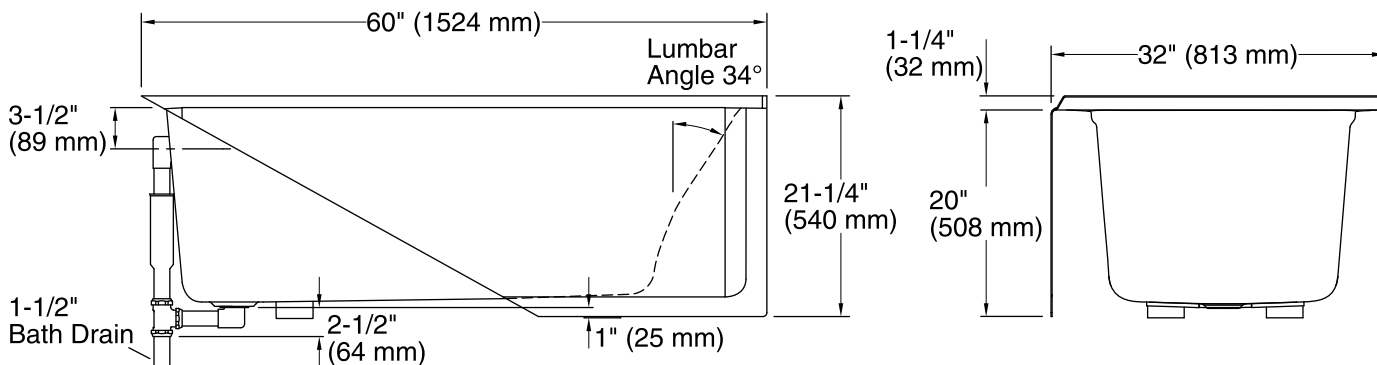
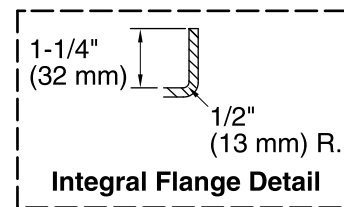
For the most current Specification Sheet, go to www.kohler.com.

1-13-2017 03:33

THE BOLD LOOK
OF **KOHLER®**



No change in measurements if connected with drain illustrated. (K-11677)



Technical Information

All product dimensions are nominal.

Installation:	3-Wall Alcove
Drain location:	Left
Basin area, bottom:	45" x 22" (1143 mm x 559 mm)
Basin area, top:	54" x 25" (1372 mm x 635 mm)
Weight:	80 lbs (36.3 kg)
Minimum floor load:	45 lbs/ft ² (219.7 kg/m ²)
Water depth:	15" (381 mm)
Water capacity:	60 gal (227.1 L)
Minimum flat for door:	2" (51 mm)

Notes

Measure your actual product for rough-in details.

Install this product according to the installation instructions.

The hot water supply should be 70% of the capacity of the bath or greater. Installations will vary.