



Bancroft®
5' BubbleMassage™ Bath
K-1151-GRA



Features

- Integral flange.
- Right drain.
- Integral lumbar support.
- Integral apron with removable access panel.
- 60" (1524 mm) x 32" (813 mm) x 20" (508 mm)

Material

- Acrylic

Hydrotherapy

- 120 BubbleMassage™ airjets.
- Zones of Control feature allows you to target massage to back, midsection, or feet.
- Automatic purge cycles remove residual water from air channels after use.
- Built-in 300 W heater.
- Lighted keypad control.

Installation

- Alcove

Recommended Accessories

K-11677 Bath Drain
K-1446 Remote Installation Kit
K-9497 2-1/2" Keypad Trim
K-24916 Wireless Music Kit



Codes/Standards






ASME A112.19.7/CSA B45.10
CSA B45.5/IAPMO Z124
ASTM E162
ASTM E662
UL 1795
Greenguard UL 2818 - Gold

KOHLER® One-Year Limited Warranty

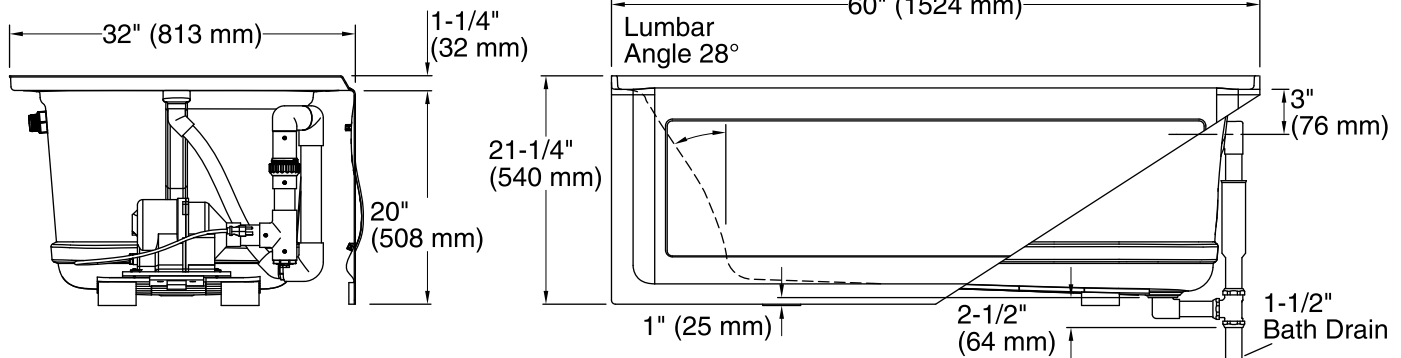
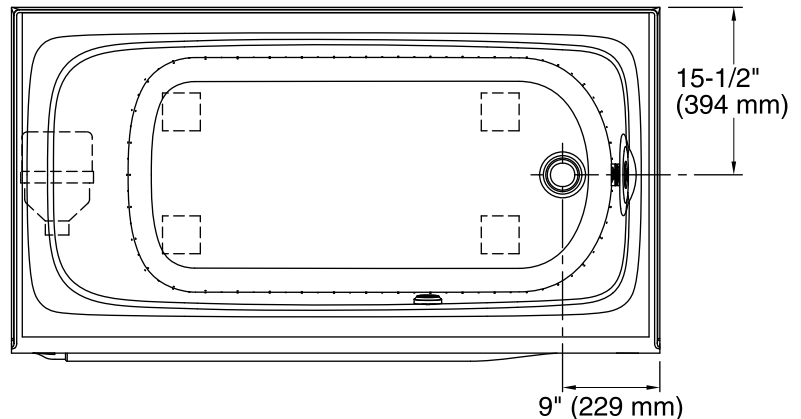
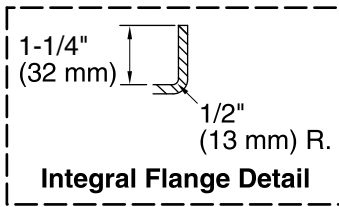
See website for detailed warranty information.

Available Color/Finishes

Color tiles intended for reference only.

| Color | Code | Description |
|--------------------------------------------------------------------------------------|------|-------------|
|  | 0 | White |
|  | 96 | Biscuit |
|  | 47 | Almond |
|  | NY | Dune |
|  | G9 | Sandbar |

No change in measurements if connected with drain illustrated. (K-11677)



Required Electrical Service

One dedicated circuit required, protected with Class A Ground-Fault Circuit-Interrupter (GFCI) or Residual Current Device (RCD).

Blower: 120 V, 15 A, 60 Hz

Technical Information

All product dimensions are nominal.

Installation: 3-Wall Alcove

Drain location: Right

Basin area, bottom: 45" x 22" (1143 mm x 559 mm)

Basin area, top: 54" x 25" (1372 mm x 635 mm)

Weight: 100 lbs (45.4 kg)

Minimum floor load: 49 lbs/ft² (239.2 kg/m²)

Water depth: 15" (381 mm)

Water capacity: 60 gal (227.1 L)

Electrical component rating: Blower: 120 V, 10 A, 60 Hz, 300 W

Minimum flat for door: 2" (51 mm)

Notes

Measure your actual product for rough-in details.

Install this product according to the installation instructions.

The hot water supply should be 70% of the capacity of the bath or greater. Installations will vary.

Provide one grounded electrical outlet within 24" (610 mm) of each component.

Remote blower installation kit is available for relocating the blower. Provide access for servicing the blower.

Do not relocate or alter the PVC tee or coiled flexible tubing connected to the blower. Follow the blower relocation instructions exactly.